

AR-2013

GRUPO
Equipa



DEVILBISS
AUTOMOTIVE REFINISHING

DEVILBISS

TEKNA

CAM
by Devilbiss

FINISHLINE
by Devilbiss

STARTINGLINE
by Devilbiss

Quick Reference Chart



Kit#	Spray Gun Repair Kits
6-188	7 Con Suc
6-189	18 Gun
6-229	2001 Con. Suc/Press HVLP/ 69/ 2100
54-3605	MACH 1 HVLP Press
54-4278	MACH 1 SL
54-4367-1	M1G
702732	TEKNA/SRIPro Air Valve Kit
702736	TEKNA/SRIPro
703530	TEKNA ProLite Air Valve Kit
703536	TEKNA ProLite
802425	StartingLine Full Size
802426	StartingLine Touchup
DGR-121K	DAGR Airbrush
FLG-488	FLG 3
FLG4-488-K	FLG 4
KK-4058-1	MBC
KK-4987-2	JGA-502,503,510 & JGHV-530 & 531
KK-5025	GFG/GFHV
KK-5044	EGA/EGHV
KK-5058-2	GTI, PLUS, PRI, JGA-504
SPK-101-K	CVI Air Valve Kit
SPK-402-K	CVI
SRI-426	SRI
Kit#	Cup Repair Kits
80-353	80-350 & 80-351 SG2
KK-5007	TGC/TLC
Kit#	Cup Gaskets
80-11-5	80-228
80-392	80-350/80-351
802427	600cc — StartingLine
802428	250cc — StartingLine
KB-80-K5	KB-555
KGP-12-K5	GFG/GFHV (white) GFC-502,504 & 501
KGP-13-K5	GTI/FinishLine (Blue) GFC-502, 504 & 501, PLUS, PRI, FLG 3, FLG 4
TGC-9-K5	TGC-545, TLC-555, 82-545 & 82-555
TGS-4-K5	TGS
Kit#	Gravity Cup Liners
OMX-70-K48	Any 20 oz., 1 qt. or 1 liter

Kit#	Spray Gun Strainers
81-82	Fluid Strainer Assy 145 mesh WHITE
81-83	Fluid Strainer Assy 100 mesh BLUE
81-84	Fluid Strainer Assy 80 mesh RED
149-278	Fluid Strainers Assy 50 mesh
Kit#	Hose Sets
KB-4006	6ft Air/Fluid Hose Set
Kit#	Fluid Regulator Repair
KK-4456	HGS series
Kit#	Air Regulator Repair
6-207	85-214/85-215
KB-428-1	HARG-510
KK-4139-3	HAR-502/HAR-505
KK-4977	HAR-507/HAR-511
Kit#	Agitator Air Motor
KK-5001-1	QS-5001 (Air Motor)
Kit#	Tank Gaskets
83-1419	Old 2 gal. Non-ASME Santoprene
83-1420	Old 5 gal. ASME Galv Santoprene
PT-33-1	83C series
QM-1458-1	Old 5, 10 / 9.8 gal. ASME Santoprene
Kit#	Liners ASME Gal (Zinc Plated) Tanks
6-238-60	83-55xx (2 gal.)
6-239	83-54xx (5 gal.)
PT-52	83C series
PT-52-K60	83C series
PTL-406-K20	QMGT-55, 83G-520, 183G-520
PTL-410-K8	QMGT-51xxxx
	See page 29 for additional liners
Kit#	Disp. Anti-Stat Polyethylene Liners
80-356	80-350/80-351 2 qt.
KK-5051	KB-545-SS/ KB-555 2 qt.
Kit#	Clean-Air Replacement Elements
HAF-6	13-0041
HAF-15	HAF-503
HAF-28	HAF-505
HAF-36	HAF-517
Kit#	Waterborne Air Dryer
130531	Filters for 130530,130529
130532	Bracket and Knob Kit for 130529
130533	Arm, Brkt and Knob Kit for 130529

Table of Contents



	Quick Reference Chart	2
	TEKNA®	4-6
	Gravity Guns	7-14
	Gravity Cups and Liners	15-16
	Suction Guns and Cups	17-20
	Pressure Guns	21-24
	Airbrush and Accessories	25
	Disposable Cups and Accessories	26-28
	Pressure Tanks and Cups	29-32
	Air Control	33-38
	Air Regulators	39
	CamAir Automatic Drain	40
	Air Filtration Service Parts	41
	Properly Piped Shop	42
	Hose and Fittings	43-45
	Air Regulators & Gun Mounted Air Adjusting Valves	46
	Breathable Air and Respirators	47-50
	Waterborne Air Dryer	51
	Clean Solutions	52
	Maintenance and Accessories	53-58
	Gauge Reference Chart	57
	Troubleshooting	59





TEKNA® ProLite GRAVITY SPRAY GUN

3 Models Available! Cupped or Uncupped

Includes:

- HAV-555 air adjusting valve with digital gauge
- Gun wrench
- Color identification rings
- Additional fluid tips
- QuickClean™ coating



HAV-555




EPA Compliant. Approved in most HVLP areas.



EPA and SCAQMD Approved

* Waterborne compatible when using a plastic or disposable cup system.



TEKNA® ProLite Basecoat/Clearcoat Gravity Feed Spray Guns

Order No.	Fluid Tips	Cup	Air Caps
703517*	1.3 & 1.4 mm	Uncupped	TE20, HV30
703567*	1.2, 1.3, 1.4 mm	Uncupped	TE10, TE20
703566	1.2, 1.3, 1.4 mm	900 cc Aluminum	TE10, TE20

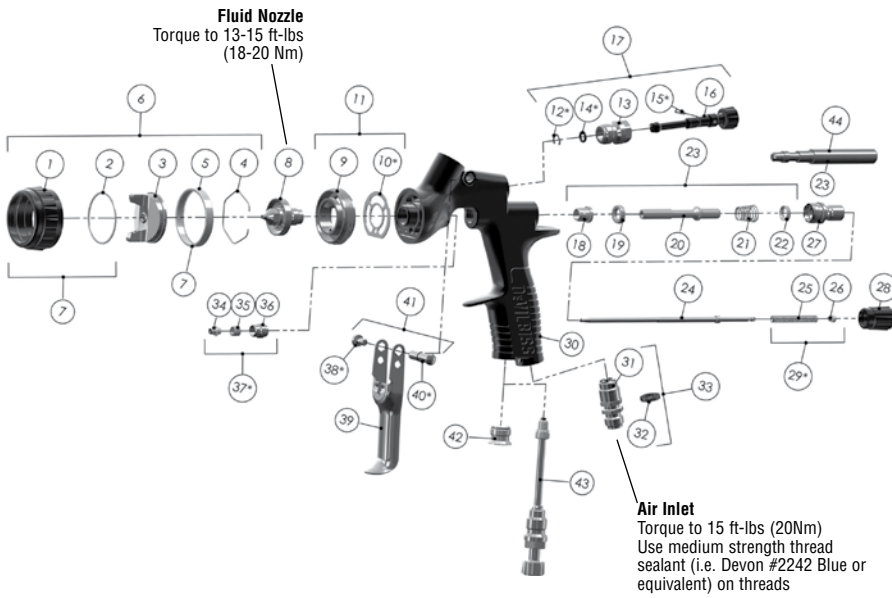
* Uncupped guns include disposable cups adapter

TEKNA® ProLite Air Caps

Air Cap	Base coats, clearcoats	Air Cap Order/Model No.	Air Cap Pattern
HV30 air cap (HVLP)	Base coats, clearcoats	703540	13-14"
TE10 air cap (HE)	Base coats, low solids clearcoats	703538	12-13"
TE20 air cap (HE)	Base coats, high solids clearcoats	703539	12-13"

Fluid Tips: 1.2mm, 1.3mm, 1.4mm, 1.5mm

Refer to Technical Bulletin: TB-1008



Air Cap Replacement Parts

Air Cap Order No.	Application	Air Cap No.	Recommended Inlet Pressure BAR/PSI	Air Flow LPM/SCFM
703540 PRO-103-HV30	Base coats Clearcoats	HV30	1.4–1.6 bar 20–24 psi	411–467 LPM 14.5–16.5 CFM
703538 PRO-103-TE10	Base coats, low solids clearcoats	TE10	1.4–2.4 bar 20–35 psi	212–311 LPM 7.5–11.0 CFM
703539 PRO-103-TE20	Base coats, high solids clearcoats	TE20	1.1–1.8 bar 16–26 psi	255–340 LPM 9–12 CFM

Fluid Nozzles

Fluid Nozzle Order No.	No. on Fluid Nozzle	Tip Size (mm)
703521	PRO-200-12-K	1.2
703522	PRO-200-13-K	1.3
703523	PRO-200-14-K	1.4
703589	PRO-200-15-K	1.5

Ref #	Description	Part #	Qty
1	Air Cap Retaining Ring		1
2	Slip Ring		1
3	Air Cap		1
4	Air Cap Retaining Clip JGA-156-K10	191972	1
5	Retaining Ring Seal		1
6	Aircap & Ring	Chart 1	1
7	Air Cap Retaining Ring & Seals	702725	1
8	Fluid Nozzle	Chart 2	1
9	Spray head		1
*10	Spray head Seal	702726	1
11	Spray head kit SN-69-K	703529	1
*12	Circlip		1
13	Valve Body		1
*14	O Ring		1
*15	Spreader Valve Pin		1
16	Spreader Valve Adjusting Knob		1
17	Spreader Valve Assembly	702730	1
18	Front Valve Seal		1
19	Valve Seat		1
20	Spindle		1
21	Air Valve Spring		1
22	Rear Valve Seal		1
23	Air Valve Kit	703530	1
24	Fluid Needle PRO-301-K	703531	1
25	Needle Spring		1
26	Spring Pad		1
27	Housing & Seal Kit SN-66-K	703532	1
28	Fluid Adjusting Knob SN-67-BL-K	703533	1
*29	Needle Spring Kit PRO-472-K3	703534	1
30	Gunbody		1
31	Air Inlet		1
32	Colour ID Ring Kit (4 Colours)	702735	1
33	Air Inlet Kit	702734	1
34	Needle Packing		1
35	Packing Spring		1
36	Packing Nut		1
*37	Packing, Spring and Packing Nut Kit	702731	1
*38	Trigger Screw		1
39	Trigger		1
*40	Trigger Stud		1
41	Trigger Stud & Screw Kit SP-617-CR-K	703535	1
42	Plug		1
43	Cheater Valve (optional)	702737	1
44	Air Valve Service Tool (only included in the Air Valve Kit 23)		1

SERVICE PARTS

Spray Gun repair kit (includes items marked *)	703536
Seal and Pin Kit, kit of 5 (items 12, 14 and 15)	192229
HV30 Air cap test kit	703541



TEKNA® QuickClean™ GRAVITY SPRAY GUN

4 Models Available!
Cupped or Uncupped

Includes:

- 7E7 high efficiency air cap
- HAV-555 air adjusting valve with digital gauge
- Extra needle/nozzle set
- Gun wrench and color ID rings
- DeKups® Adapter (DPC-43) – Uncupped only
- QuickClean™ coating



EPA Compliant. Approved in most HVLP areas.

EPA and SCAQMD Approved

* Waterborne compatible when using a plastic or disposable cup system.



703507, 703509

703506, 703508

U.S. PATENT NOS. 6,820,824 AND 7,374,111 OWNED BY 3M INNOVATIVE PROPERTIES CO. ADDITIONAL U.S. PATENTS: NOS. 7,380,680; 7,354,074; 7,353,964; 7,350,418; 7,344,040; 7,263,893; 7,165,732; 7,086,549.



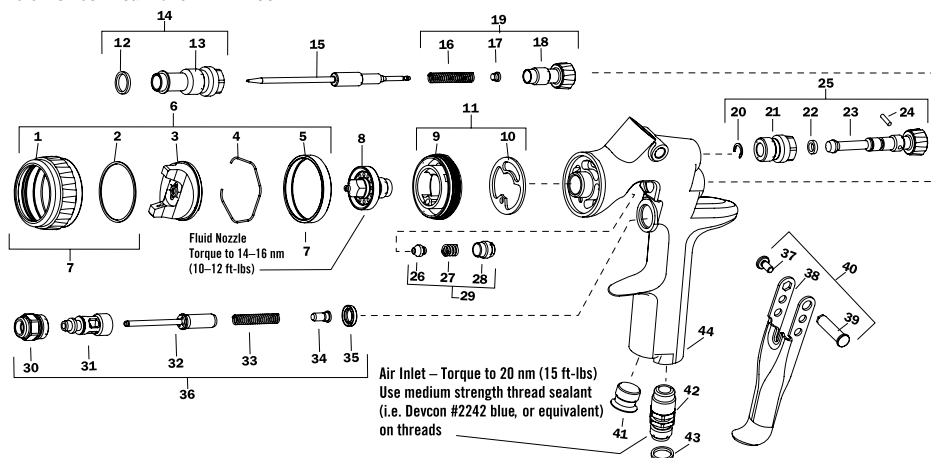
TEKNA® QuickClean™ Basecoat/Clearcoat Gravity Feed Spray Guns

Order No.	Needle/Nozzle	Cup	Air Cap
703506	1.2mm, 1.3mm	Uncupped	7E7
703507	1.2mm, 1.3mm	900cc Aluminum	7E7
703508	1.3mm, 1.4mm	Uncupped	7E7 & 909
703509	1.3mm, 1.4mm	900cc Aluminum	7E7

TEKNA® QuickClean™ Air Caps

Air Cap	Base coats, clearcoats	Air Cap Pattern
#7E7 air cap (HE)	Air Cap Order/Model No. 703062 9-11 CFM @ 16-22 PSI inlet for HVLP approved areas	12½"
#202 air cap (HVLP)	Base coats (solvent) Air Cap Order/Model No. 702723 13.5-15.5 CFM @ 18-22 PSI inlet	13"
#909 air cap (HVLP)	Clearcoats, waterborne base coats Air Cap Order/Model No. 702724 14-16 CFM @ 22-26 PSI inlet	12"
Fluid Tips	1.1mm, 1.2mm, 1.3mm, 1.4mm, 1.5mm (for hot climate waterborne)	

Refer to Technical Bulletin: TB-1002



OTHER SALABLE PARTS / ACCESSORIES

Part	Model No.
Wrench (10 & 14mm)	702740
#202 Test Cap (HVLP)	702738
Air Adjusting Valve	702737
#909 Test Cap (HVLP)	702739

Ref. No.	Description	Part No.	Qty
1	Air Cap Retaining Ring		1
2	Slip Ring		1
3	Air Cap		1
4	Air Cap Retaining Clip		1
5	Retaining Ring Seal		1
6	Base/Clear Cap & Ring (7E7) (High Efficiency)	703062	1
6	HVLP Cap & Ring (909)	702724	1
6	HVLP Cap & Ring (202)	702723	1

Air Cap Replacement Parts

Air Cap Order No.	Application	Air Cap No.	Recommended Inlet Pressure BAR/PSI	Air Flow LPM/SCFM
703062	Base coats, clear coats	#7E7 HE	1.1-1.5 BAR / 16-22 PSI	255-312 LPM / 9-11 SCFM
702724	Clear coats, waterborne base	#909 HVLP	1.5-1.8 BAR / 22-26 PSI	396-453 LPM / 14-16 SCFM
702723	Base coats	#202 HVLP	1.2-1.5 BAR / 18-22 PSI	382-434 LPM / 13.5-15.5 SCFM

Ref. No.	Description	Part No.	Qty
7	Air Cap Retaining Ring & Seals	702725	1
8	Fluid Nozzle		1
	1.1 Fluid Nozzle & Fluid Needle Set	702711	
	1.2 Fluid Nozzle & Fluid Needle Set	702712	
	1.3 Fluid Nozzle & Fluid Needle Set	702713	
	1.4 Fluid Nozzle & Fluid Needle Set	702714	
	1.5 Fluid Nozzle & Fluid Needle Set	702715	
9	Air Separator		1
*10	Air Separator Seal (kit of 2)	702726	1
11	Air Separator & Seal Kit	702727	1
*12	Body Bushing Gasket		1
13	Body Bushing		1
14	Body Bushing & Gasket	702728	1
15	Fluid Needle		1
*16	Needle Spring		1
*17	Needle Spring Pad		1
18	Fluid Adjusting Knob		1
19	Fluid Adjusting Knob, Spring, & Pad Kit	702729	1
*20	Retaining Clip		1
21	Spreader Valve Body		1
*22	Spreader Valve Seal		1
23	Spreader Valve Adjusting Knob		1
*24	Spreader Valve Pin		1
25	Spreader Valve Assembly	702730	1
*26	Needle Packing		1
*27	Packing Spring		1
*28	Packing Nut		1
29	Packing, Spring & Packing Nut Kit	702731	1
30	Air Valve Body		1
31	Air Valve Cage		1
32	Air Valve Poppet		1
33	Air Valve Spring		1
34	Air Valve Spring Pad		1
35	Air Valve Seal		1
36	Air Valve Assembly	702732	1
*37	Trigger Stud Screw (T20 Star)		1
38	Trigger		1
*39	Trigger Stud		1
40	Trigger, Stud & Screw Kit	702733	1
41	Plug		1
42	Air Inlet	702734	1
43	Colour ID Ring Kit (4 Colours)	702735	1
44	Gun Body		1

* The TEKNA Spray Gun Repair Kit (702736) contains all the parts indicated with an asterisk.



TEKNA® Copper HE GRAVITY SPRAY GUN

4 Models Available! Cupped or Uncupped

Includes:

- 7E7 high efficiency air cap
- HAV-555 air adjusting valve with digital gauge
- Extra needle/nozzle set
- Gun wrench and color ID rings
- DeKups® Adapter (DPC-43) – Uncupped only



HAV-555



Waterborne Compatible

EPA Compliant.
Approved in most
HVLV areas.

EPA and
SCAQMD
Approved

* Waterborne compatible when using a plastic or disposable cup system.



703489,
703497

703488,
703496

U.S. PATENT NOS. 6,820,824 AND 7,374,111 OWNED BY 3M INNOVATIVE PROPERTIES CO.
ADDITIONAL U.S. PATENTS: NOS. 7,380,680; 7,354,074; 7,353,964; 7,350,418; 7,344,040; 7,263,893; 7,165,732; 7,086,549.



TEKNA® Copper HE Basecoat/Clearcoat Gravity Feed Spray Guns

Order No.	Needle/Nozzle	Cup	Air Cap
703488	1.2mm, 1.3mm	Uncupped	7E7
703489	1.2mm, 1.3mm	900cc Aluminum	7E7
703496	1.3mm, 1.4mm	Uncupped	7E7
703497	1.3mm, 1.4mm	900cc Aluminum	7E7

TEKNA® Copper HE Air Caps

Air Cap	Base coats, clearcoats	Air Cap Order/Model No.	Air Cap Pattern
#7E7 air cap (HE)	Base coats, clearcoats	703062	12½"
#202 air cap (HVLV)	Base coats (solvent)	702723	13"
#909 air cap (HVLV)	Clearcoats, waterborne base coats	702724	12"

Fluid Tips
1.1mm, 1.2mm, 1.3mm, 1.4mm, 1.5mm (for hot climate waterborne)

Refer to Technical Bulletin: TB-1002

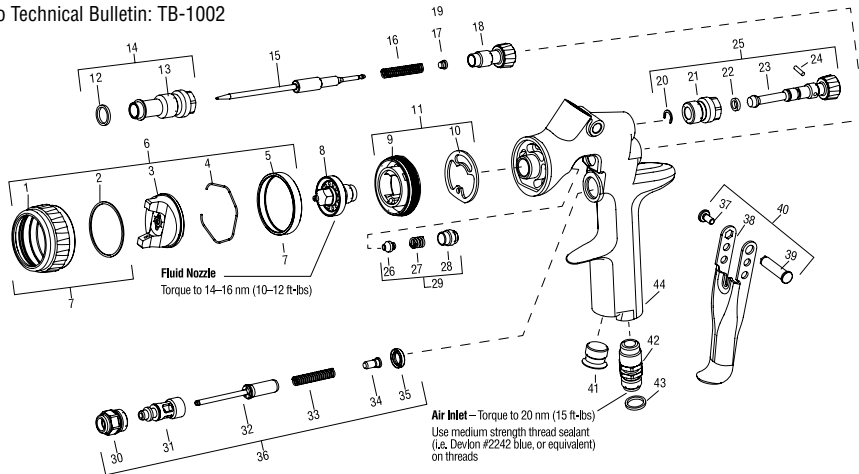


Chart 1: Fluid Nozzle & Fluid Needle Replacement Parts

Fluid Nozzle Size I.D. (mm)	Fluid Nozzle/Needle Set No.
1.1	702711
1.2	702712
1.3	702713
1.4	702714
1.5	702715

NOTE: When replacing the fluid nozzle or fluid needle, replace both at the same time. Lightly lubricate the threads of the fluid nozzle before reassembling. Torque 14–16 nm (10–12 ft-lbs). Don't over tighten the fluid nozzle. Use 10 mm wrench supplied with gun.

Chart 2: Air Cap Replacement Parts

Air Cap Order No.	Application	Air Cap No.	Recommended Inlet Pressure BAR/PSI	Air Flow LPM/SCFM
702723	Base coats	#202 HVLV	1.2–1.5 BAR/18–22 PSI	382–434 LPM 13.5–15.5 SCFM
702724	Clearcoats Waterborne Base	#909 HVLV	1.5–1.8 BAR/22–26 PSI	396–453 LPM 14–16 SCFM
703062	Base coats, clearcoats	#7E7 HE	1.1–1.5 BAR/16–22 PSI (HVLV approved areas) 1.5–2.0 BAR/22–30 PSI (non-HVLV approved areas)	255–312 LPM/9–11 SCFM (HVLV approved areas) 312–368 LPM/11–13 SCFM (non-HVLV approved areas)

Ref. No.	Description	Part No.	Qty
1	Air Cap Retaining Ring		1
2	Slip Ring		1
3	Air Cap		1
4	Air Cap Retaining Clip		1
5	Retaining Ring Seal		1
6	Base Cap & Ring (202) (see Chart 1)	702723	1
6	Clear Cap & Ring (909) (see Chart 1)	702724	1
7	Air Cap Retaining Ring & Seals	702725	1
8	Fluid Nozzle (see Chart 1)		1
9	Air Separator		1
*10	Air Separator Seal (kit of 2)	702726	1
11	Air Separator & Seal Kit	702727	1
*12	Body Bushing Gasket		1
13	Body Bushing		1
14	Body Bushing & Gasket	702728	1
15	Fluid Needle (see Chart 1)		1
*16	Needle Spring		1
*17	Needle Spring Pad		1
18	Fluid Adjusting Knob		1
19	Fluid Adjusting Knob, Spring, & Pad Kit	702729	1
*20	Retaining Clip		1

Ref. No.	Description	Part No.	Qty
21	Spreader Valve Body		1
*22	Spreader Valve Seal		1
23	Spreader Valve Adjusting Knob		1
*24	Spreader Valve Pin		1
25	Spreader Valve Assembly	702730	1
*26	Needle Packing		1
*27	Packing Spring		1
28	Packing Nut		1
29	Packing, Spring & Packing Nut Kit	702731	1
30	Air Valve Body		1
31	Air Valve Cage		1
32	Air Valve Poppet		1
33	Air Valve Spring		1
34	Air Valve Spring Pad		1
35	Air Valve Seal		1
36	Air Valve Assembly	702732	1
*37	Trigger Stud Screw (T20 Star)		1
38	Trigger		1
*39	Trigger Stud		1
40	Trigger, Stud & Screw Kit	702733	1
41	Plug		1
42	Air Inlet	702734	1
43	Colour ID Ring Kit (4 Colors)	702735	1
44	Gun Body		1
*39	Trigger Stud		1
40	Trigger, Stud & Screw Kit	702733	1
41	Plug		1
42	Air Inlet	702734	1
43	Colour ID Ring Kit (4 Colors)	702735	1
44	Gun Body		1

* The TEKNA Spray Gun Repair Kit (702736) contains all the parts indicated with an asterisk.

OTHER SALABLE PARTS /ACCESSORIES

Wrench (10 & 14mm)	702740
#202 Test Cap (HVLV)	702738
#909 Test Cap (HVLV)	702739
Spray Gun Repair Kit	702736
TEKNA Replacement 900cc Aluminum Cup	702576
Disposable Lid Kit (2)	GFC-404-K2
Paint Filter Kit	KGP-5-K5



CVi
by DeVilbiss.

HE/HVLP Gravity Gun/Cup

Order No. Model No.
802851 CVI-620G

Includes: 1.3mm & 1.4mm fluid nozzles;
900cc aluminum gravity cup with
push-on lid

HE/HVLP Waterborne Gravity Gun/Cup

Order No. Model No.
802949 CVI-620GW

Includes: 1.3mm & 1.4mm fluid nozzles;
20 oz. Acetal gravity cup

Both models include: spray gun lube,
fluid filter, gun hook, HAV-512 air
adjusting valve with gauge, air valve
assembly tool



* Waterborne compatible when using a
plastic or disposable cup system.



GRUPPO
Equipa

Two air caps included:

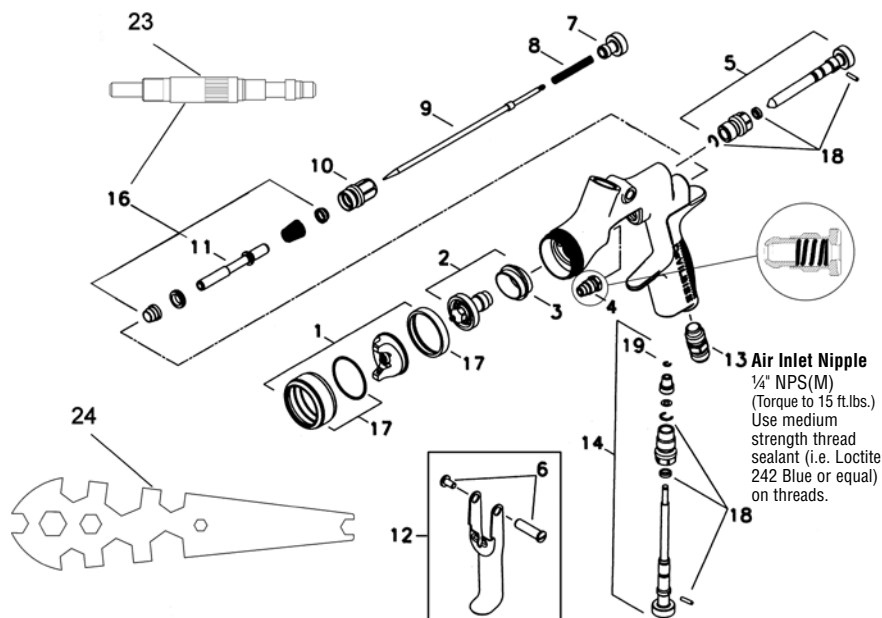
- Trans-Tech High Efficiency Technology (#510)
- HVLP (#505)

**Comfortable and lightweight;
ergonomic design means reduced
painter fatigue.**

CVi Gravity Feed Air Caps

Air Cap	Base coats, clearcoats, primers, single stage, and low VOC	Air Cap Pattern
#505 air cap (HVLP)	Air Cap Order No. 802841 Air Cap Model No. SP-100-505-K 14-18 PSI inlet 10-13 CFM	11¼"
#510 air cap (HE)	Air Cap Order No. 802546 Air Cap Model No. SP-100-510-K 20-26 PSI inlet 7.5-9 CFM	11½"
Fluid Tips	1.0 mm, 1.2 mm, 1.3 mm , 1.4 mm , 1.6 mm, 1.8 mm, 2.0 mm (Included tip sizes shown in bold)	

Refer to Service Bulletin: SB-2-658



Ref. No.	Order No.	Model No.	Description	Ind. Parts Req.
1	802841	SP-100-505-K	Air Cap/Retaining Ring assy (#505)	1
1	802546	SP-100-510-K	Air Cap/Retaining Ring assy (#510)	1
2a	802549	SP-200S-10-K	Nozzle (1.0)	1
2b	802550	SP-200S-12-K	Nozzle (1.2)	1
2c	802835	SP-200S-13-K	Nozzle (1.3)	1
2d	802551	SP-200S-14-K	Nozzle (1.4)	1
2e	802552	SP-200S-16-K	Nozzle (1.6)	1
2f	802553	SP-200S-18-K	Nozzle (1.8)	1
2g	802554	SP-200S-20-K	Nozzle (2.0)	1
+ 3	802522	SP-626-K5	Separator	5
+ 4	802511	GTI-445-K2	Packing	2
5	802514	SP-403-K	Spreader Valve	5
6	—	—	Stud and Screw	1
7	802518	SP-614-K	Needle Adjusting Screw	1
+ 8	802520	SP-622-K5	Spring	1
9a	802557	SP-300S-10-K	Needle (1.0)	1
9b	802558	SP-300S-12-K	Needle (1.2)	1
9c	802836	SP-300S-13-K	Needle (1.3)	1
9d	802559	SP-300S-14-K	Needle (1.4)	1
9e	802560	SP-300S-16-K	Needle (1.6)	1
9f	802561	SP-300S-18-K	Needle (1.8)	1
9g	802562	SP-300S-20-K	Needle (2.0)	1
10	802517	SP-612-K	Air Valve Housing and Seal	1
11	—	—	Spindle	1
12	703535	SP-617-CR-K	Trigger, Stud and Screw	1
13	802516	SP-611-K	Connector	1
14	802513	SP-402-K	Airflow Valve	1
16	802524	SPK-101-K	Air Valve Service Kit	1
17	802525	SPK-102-K	Retaining Ring and Seals	1
+ 18	192229	GTI-428-K5	Clip, Seal and Pin Kit	5
23	—	—	Air Valve Assembly Tool	1
24	802531	SPN-5-K	Spanner	1

+ Spray Gun Service Kit 803083 (SPK-402-K)

Ref No.	Description	Qty.
3	Separator	1
4	Packing	1
8	Spring	1
18	Clip, Seal and Pin Kit	1




GTi® Millennium HVLP GRAVITY FEED GUN/CUP

Order No. **170156** Model No. **GTI-620G**

Includes:

- 1.3 mm, 1.4 mm, and 1.5 mm fluid tips
- 900cc aluminum cup with push-on lid
- HAV-511 high output air adjusting valve with gauge
- Spray gun lube, fluid filter, gun hook



NEW!
Anodized Finish

HVLP Base Coat/Clearcoat Gun

- Unique air cap design produces painter-friendly pattern
- Excellent value
- Includes three different fluid tips

GTi® Millennium HVLP Gravity Feed Gun

Order No. Model No.	Type	Fluid Tip (mm)	Inlet Pressure	Application
170156 GTI-620G	HVLP	1.3 & 1.4	20-25 PSI	Base coats
			25-30 PSI	High solids clearcoats, single stages
		1.5	20-25 PSI	Base coats
			25-30 PSI	Low solids clearcoats, single stages

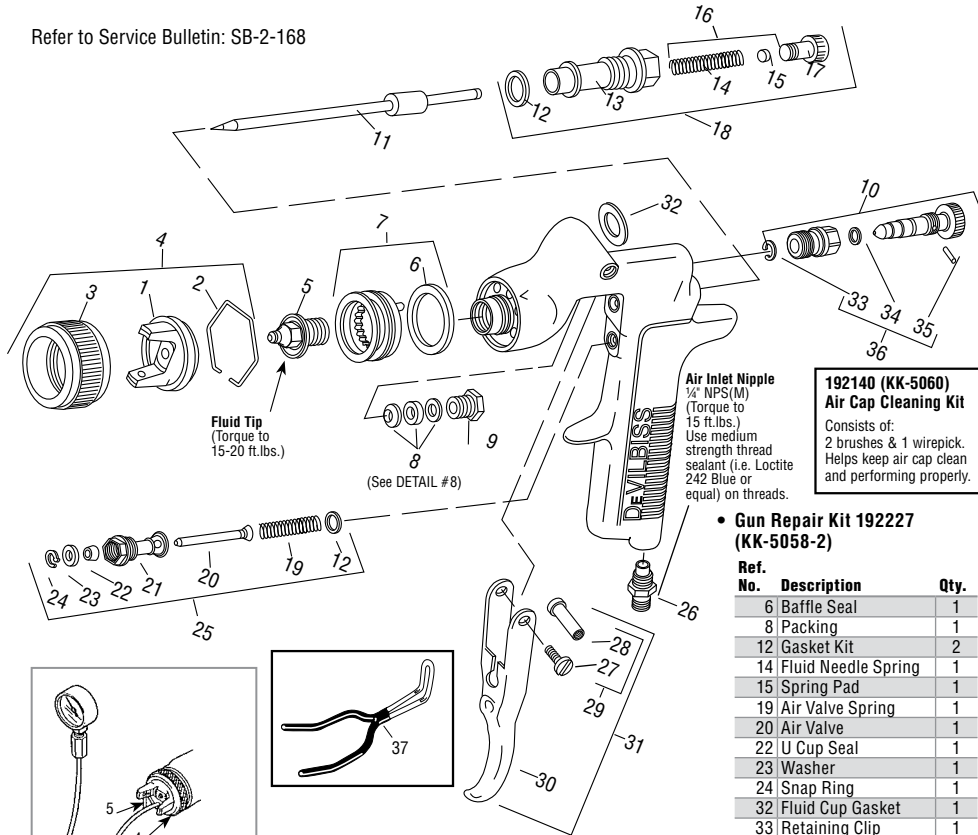
(Includes 1.3 mm, 1.4 mm, & 1.5 mm fluid tips)

GTi® Millennium Gravity Feed HVLP Air Cap

#2000 air cap HVLP	Base coats, clearcoats, primers, single stage, and low VOC	Air Cap Order No. 192136	Air Cap Pattern 12"
		Air Cap Model No. GTI-407-2000	
		20-30 PSI inlet 12.5-16.0 CFM	
Fluid tips	1.2 mm, 1.3 mm , 1.4 mm , 1.5 mm , 1.6 mm, 1.8 mm, 2.0 mm, 2.2 mm (Included tip sizes shown in bold)		



Refer to Service Bulletin: SB-2-168



Air Inlet Nipple
1/4" NPS(M)
(Torque to 15 ft.lbs.)
Use medium strength thread sealant (i.e. Loctite 242 Blue or equal) on threads.

192140 (KK-5060) Air Cap Cleaning Kit
Consists of:
2 brushes & 1 wirepick.
Helps keep air cap clean and performing properly.

Gun Repair Kit 192227 (KK-5058-2)

Ref. No.	Description	Qty.
6	Baffle Seal	1
8	Packing	1
12	Gasket Kit	2
14	Fluid Needle Spring	1
15	Spring Pad	1
19	Air Valve Spring	1
20	Air Valve	1
22	U Cup Seal	1
23	Washer	1
24	Snap Ring	1
32	Fluid Cup Gasket	1
33	Retaining Clip	1
34	Seal	1
35	Pin	1

Setup Information by Paint Brand:

Request DeVilbiss paint company recommendation chart or consult your paint supplier specifications for the material being sprayed.

Ref. No.	Order No.	Model No.	Description	Ind. Parts Req.
1	—	—	Air Cap	1
2	191972	JGA-156-K10	Spring Clip (Kit of 10)	1
3	192042	GTI-3	Air Cap Retaining Ring	1
4	192136	GTI-407-2000	Air Cap (#2000) and Retaining Ring	1
5	See Chart 1	See Chart 1	Fluid Tip	1
•6	192179	GTI-33-K5	Baffle Seal (Kit of 5)	1
7	192178	GTI-425	Baffle Assembly	1
•8	192109	JGA-4035-K5	Packing (Kit of 5)	1
9	190893	34411-122-K10	Packing Nut	1
10	192050	GTI-404	Spreader Valve	1
11	192054	GTI-413	Fluid Needle	1
•12	190161	JGS-72-K10	Gasket Kit (PTFE) (Kit of 10)	2
13	—	—	Body Bushing	1
•14	—	—	Fluid Needle Spring	1
•15	—	—	Spring Pad	1
16	190894	MBD-19-K10	Spring and Pad (Kit of 10)	1
17	192043	GTI-414	Needle Adjusting Screw	1
18	192139	KK-5059	Bushing, Spring, Pad and Knob Kit	1
•19	—	—	Air Valve Spring	1
•20	—	—	Air Valve	1
21	—	—	Air Valve Body	1
•22	—	—	U Cup Seal	1
•23	—	—	Washer	1
•24	—	—	Snap Ring	1
25	190780	JGS-449-1	Air Valve Assembly	1
26	190287	P-MB-51	Air Inlet Nipple 1/4" NPS(M)	1
27	—	—	Trigger Stud Screw	1
28	—	—	Trigger Stud	1
29	190889	JGS-478	Stud and Screw Kit	1
30	—	—	Trigger	1
31	191943	JGS-477-1	Trigger Stud, Screw Kit	1
•32	192151	KGP-13-K5	Cup Gasket (Kit of 5) Blue	1
•33	—	—	Retaining Clip	1
•34	—	—	Seal	1
•35	—	—	Pin	1
36	192229	GTI-428-K5	Clip, Seal & Pin Kit (5 Each)	1
37	192219	—	Gun Holder, Coated	1
38	192140	KK-5060	Air Cap Cleaning Kit	1

• A quantity of necessary parts is included in 192227 Repair Kit (KK-5058-2) for complete gun repair and should be kept on hand for service convenience.

Suffixes: -K5 designates kit of multiple parts. Example: JGA-4035-K5 is a kit of 5 packings.

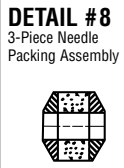


Chart 1

Order No.	Fluid Tip Model No.	Tip Size I.D. in.	mm
192124	GTI-213-12	.047	1.2
192134	GTI-213-13	.051	1.3
192044	GTI-213-14	.055	1.4
192135	GTI-213-15	.059	1.5
192045	GTI-213-16	.063	1.6
192046	GTI-213-18	.070	1.8
192047	GTI-213-20	.079	2.0
192132	GTI-213-22	.086	2.2



PLUS®
HIGH EFFICIENCY
GRAVITY FEED
GUN/CUP

Order No. **110264** Model No. **GFG-670**

Includes:

- 1.2 mm, 1.3 mm, and 1.4 mm fluid tips
- 900cc aluminum cup with push-on lid
- HAV-511 high output air adjusting valve with gauge
- Spray gun lube, fluid filter, gun hook

EPA Compliant.
Approved in most
HVLP areas.



NEW!
Anodized
Finish

PLUS® High Efficiency Gravity Feed Gun

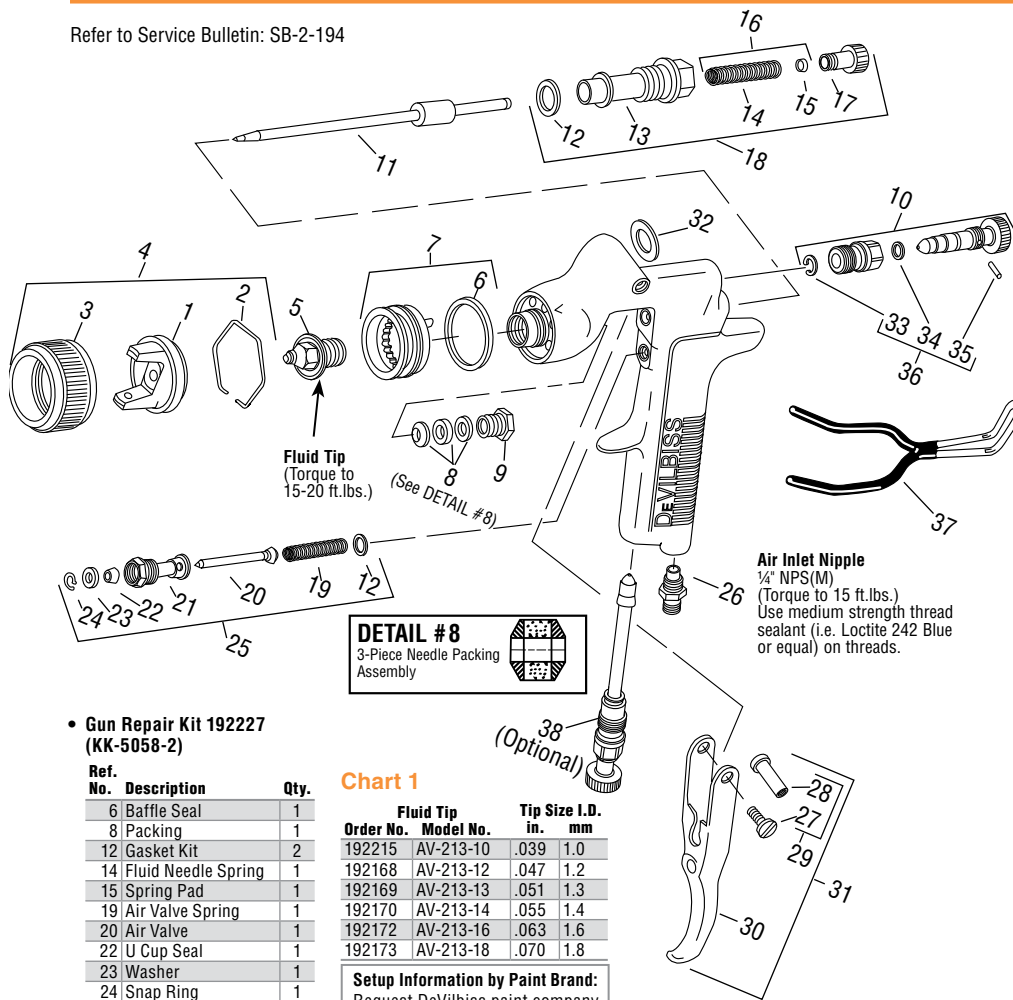
Order No. Model No.	Type	Fluid Tip (mm)	Inlet Pressure	Application
110264 GFG-670	HE	1.2 & 1.3	25-35 PSI	Base coats
			30-40 PSI	High solids clearcoats
		30-40 PSI	Single stages	
	1.4	30-40 PSI	Low solids clearcoats	
		30-40 PSI	Single stages	

(Includes 1.2 mm, 1.3 mm, & 1.4 mm fluid tips)

PLUS® Gravity Feed High Efficiency Air Cap

#410 air cap	Primers, base coats, clearcoats, single stage and low VOC	Air Cap Order No. 192174	Air Cap Model No. AV-440-410	Air Cap Pattern
		30-40 PSI Inlet	9-11 CFM	12½"
Fluid tips	1.0 mm, 1.2 mm, 1.3 mm, 1.4 mm (Included tip sizes shown in bold)			

Refer to Service Bulletin: SB-2-194



• Gun Repair Kit 192227 (KK-5058-2)

Ref. No.	Description	Qty.
6	Baffle Seal	1
8	Packing	1
12	Gasket Kit	2
14	Fluid Needle Spring	1
15	Spring Pad	1
19	Air Valve Spring	1
20	Air Valve	1
22	U Cup Seal	1
23	Washer	1
24	Snap Ring	1
32	Fluid Cup Gasket	1
33	Retaining Clip	1
34	Seal	1
35	Pin	1

Chart 1

Order No.	Fluid Tip Model No.	Tip Size I.D. in.	Tip Size I.D. mm
192215	AV-213-10	.039	1.0
192168	AV-213-12	.047	1.2
192169	AV-213-13	.051	1.3
192170	AV-213-14	.055	1.4
192172	AV-213-16	.063	1.6
192173	AV-213-18	.070	1.8

Setup Information by Paint Brand:
Request DeVilbiss paint company recommendation chart or consult your paint supplier specifications for the material being sprayed.

Ref. No.	Order No.	Model No.	Description	Ind. Parts Req.
1	—	—	#410 Air Cap	1
2	191972	JGA-156-K10	Spring Clip (Kit of 10)	1
3	192042	GTI-3	Air Cap Retaining Ring	1
4	192174	AV-440-410	#410 Air Cap and Retaining Ring	1
5	See Chart 1	See Chart 1	Fluid Tip	1
•6	192179	GTI-33-K5	Baffle Seal (Kit of 5)	1
7	192178	GTI-425	Baffle Assembly	1
•8	192109	JGA-4035-K5	Packing (Kit of 5)	1
9	190893	34411-122-K10	Packing Nut	1
10	192050	GTI-404	Spreader Valve	1
11	192054	GTI-413	Fluid Needle	1
•12	190161	JGS-72-K10	Gasket Kit (PTFE) (Kit of 10)	2
13	—	—	Body Bushing	1
•14	—	—	Fluid Needle Spring	1
•15	—	—	Spring Pad	1
16	190894	MBD-19-K10	Spring and Pad (Kit of 10)	1
17	192043	GTI-414	Needle Adjusting Screw	1
18	192139	KK-5059	Bushing, Spring, Pad and Knob Kit	1
•19	—	—	Air Valve Spring	1
•20	—	—	Air Valve	1
•21	—	—	Air Valve Body	1
•22	—	—	U Cup Seal	1
•23	—	—	Washer	1
•24	—	—	Snap Ring	1
25	190780	JGS-449-1	Air Valve Assembly	1
26	190287	P-MB-51	Air Inlet Nipple 1/4" NPS(M)	1
27	—	—	Trigger Stud Screw	1
28	—	—	Trigger Stud	1
29	190889	JGS-478	Stud and Screw Kit	1
30	—	—	Trigger	1
31	191943	JGS-477-1	Trigger Stud, Screw Kit	1
•32	192151	KGP-13-K5	Cup Gasket (Kit of 5)	1
•33	—	—	Retaining Clip	1
•34	—	—	Seal	1
•35	—	—	Pin	1
36	192229	GTI-428-K5	Clip, Seal & Pin Kit (5 Each)	1
37	192219	—	Gun Holder, Coated	1
38	192228	GTI-415	Air Adjusting Valve (Optional)	1



SriPro™ SPOT REPAIR GUN

Order No. **803311** Model No. **SRIPRO-635G-10**

Includes:

- 1.0 mm fluid tip
- TS1 high efficiency & HS1 HVLP air caps
- Starter set of 9-oz. disposable cups:
 - 4 lids and liners
 - 1 reusable sleeve and lid
 - 1 gun adapter
 - 1 measuring guide
 - 1 300-micron barrel paint filter
 - 1 125-micron disk filter
- 3 oz. plastic cups
- Wrench and spray lube
- 4 colored identification rings

U.S. PATENT NOS. 6,820,824 AND 7,374,111 OWNED BY 3M INNOVATIVE PROPERTIES CO. ADDITIONAL U.S. PATENTS: NOS. 7,380,680; 7,354,074; 7,353,964; 7,350,418; 7,344,040; 7,263,893; 7,165,732; 7,086,549.



* Waterborne compatible when using a plastic or disposable cup system.



SriPro Small Gun • BIG Performance

GRUPPO



Comfort and balance

- 2-finger trigger

Excellent atomization of solvent and waterborne materials

Versatile!

- ¼" to 9" fan pattern for everything from spot repairs to door jambs, bumpers, small panels, and motorcycle tanks

Balanced air valve for smooth triggering and control during fading and blending

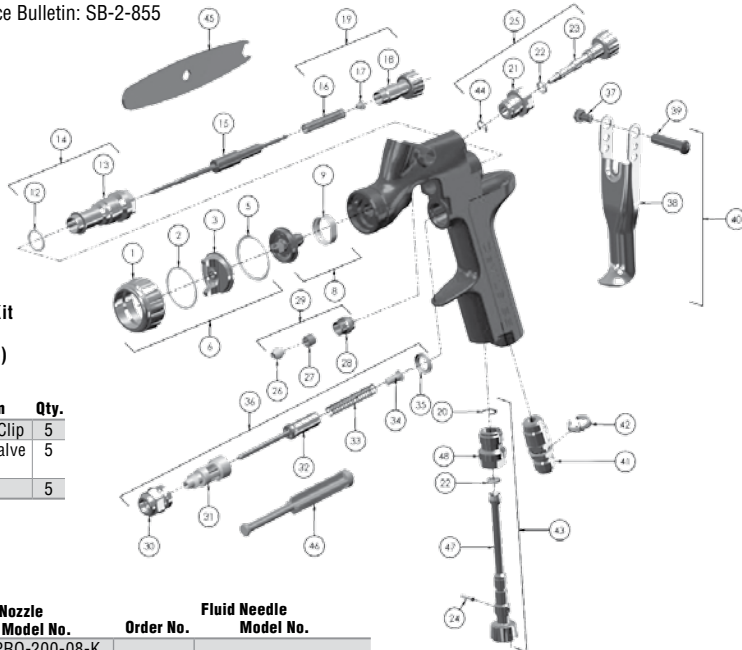
- Eliminates the "kick" normally felt when triggering traditional guns

Self-adjusting, smooth action needle packing

SriPro™ Spot Repair Gun Air Caps

HS1 air cap (HVLP)	Primers, base coats, clearcoats, single stage, and low VOC Air Cap Order No. 803296 Air Cap Model No. SRIPRO-101-HS1 29 PSI inlet 4.8 CFM	Air Cap Pattern ¼ to 9"
TS1 air cap (HE)	Base coats, clearcoats, primers, single stage, and low VOC Air Cap Order No. 803297 Air Cap Model No. SRIPRO-100-TS1 29 PSI inlet 3.5 CFM	Air Cap Pattern ¼ to 9"
Fluid tips	0.8 mm, 1.0 mm , 1.2 mm (Included tip size shown in bold)	

Refer to Service Bulletin: SB-2-855



† Seal & Pin Kit 192229 (GTI-428-K5)

Ref. No.	Description	Qty.
20	Retaining Clip	5
22	Spreader Valve Seal	5
24	Valve pin	5

Chart 1

Order No.	Fluid Nozzle Model No.	Order No.	Fluid Needle Model No.
803298*	SRIPRO-200-08-K	803302	SRIPRO-300-0810-K
803299*	SRIPRO-200-10-K		
803300*	SRIPRO-200-12-K	803303	SRIPRO-300-1214-K

*Includes 1 SRIPRO-2 separator

NOTE: When replacing the fluid nozzle or fluid needle, replace both at the same time. Torque to 80–90 in-lbs (9–10 Nm). Don't overtighten the fluid nozzle. Use SRI-50 6 mm wrench supplied with the gun and check with a torque wrench.

IMPORTANT NOTE: The SRIPro and older SRI fluid nozzles and air caps ARE NOT INTERCHANGEABLE between the 2 models. Any attempt to fit fluid nozzles or caps onto the wrong spray gun may cause damage to the parts or the spray gun body and invalidate the warranty.

• Gun Repair Kit 702736

Ref. No.	Description	Qty.
12	Body Bushing Seal	1
17	Needle Spring Pad	1
20	Retaining Clip	1
22	Spreader Valve Seal	2
24	Valve pin	1
26	Needle Packing	1
27	Packing Spring	1
37	Trigger Stud Screw	1
39	Trigger Stud	1

Ref. No.	Order No.	Model No.	Description	Ind. Parts Req.
1			Air Cap Retaining Ring	1
2			Slip Ring	1
3			Air Cap	1
5		SRI-35-K	Retaining Ring Seal	1
6		See chart above	Air Cap & Ring	1
8		See Chart 1	Fluid Nozzle	1
9	803304	SRIPRO-2-K5	Separator	1
•12			Body Bushing Seal	1
13			Body Bushing	1
14	702728	702728	Body Bushing & Seal	1
15		See Chart 1	Fluid Needle	1
16			Needle Spring	1
•17			Needle Spring Pad	1
18			Fluid Adjusting Knob	1
19	803305	PRO-3-K	Fluid Adjusting Knob, Spring & Pad Kit	1
•20			Retaining Clip	1
21			Spreader Valve Body	1
•22			Spreader Valve Seal	2
23			Spreader Valve Adjusting Knob	1
•24			Valve Pin	1
25	803306	SRIPRO-401-K	Spreader Valve Assembly	1
•26			Needle Packing	1
•27			Packing Spring	1
28			Packing Nut	1
29	702731	702731	Packing, Spring & Packing Nut Kit	1
30			Air Valve Body	1
31			Air Valve Cage	1
32			Air Valve Poppet	1
33			Air Valve Spring	1
34			Air Valve Spring Pad	1
35	803307	SN-34-K5	Air Valve Seal	1
36	702732	702732	Air Valve Assembly	1
•37			Trigger Stud Screw (T20 Star)	1
38			Trigger	1
•39			Trigger Stud	1
40	803308	SN-42-K	Trigger, Stud & Screw Kit	1
41	803309	SN-40-K	Air Inlet	1
42	702735	702735	Color ID Ring Kit (4 colors)	1
43	803310	PRO-404-K	Airflow Valve	1
44			Circlip	1
45			Wrench (kit of 2)	1
46			Air Valve Service Tool (included in 702732)	1
47			Air Flow Valve Knob	1




PRI® HVLP GRAVITY FEED PRIMER GUN/CUP

Order No. **803248** Model No. **PRI-612G**

Includes:

- 900cc aluminum cup with push-on lid
- Spray gun lube
- Clear anodized finish



PRI®

The Start of a Great Finish

- Reduces sanding and overspray
- Sprays a wide variety of primers and other undercoats

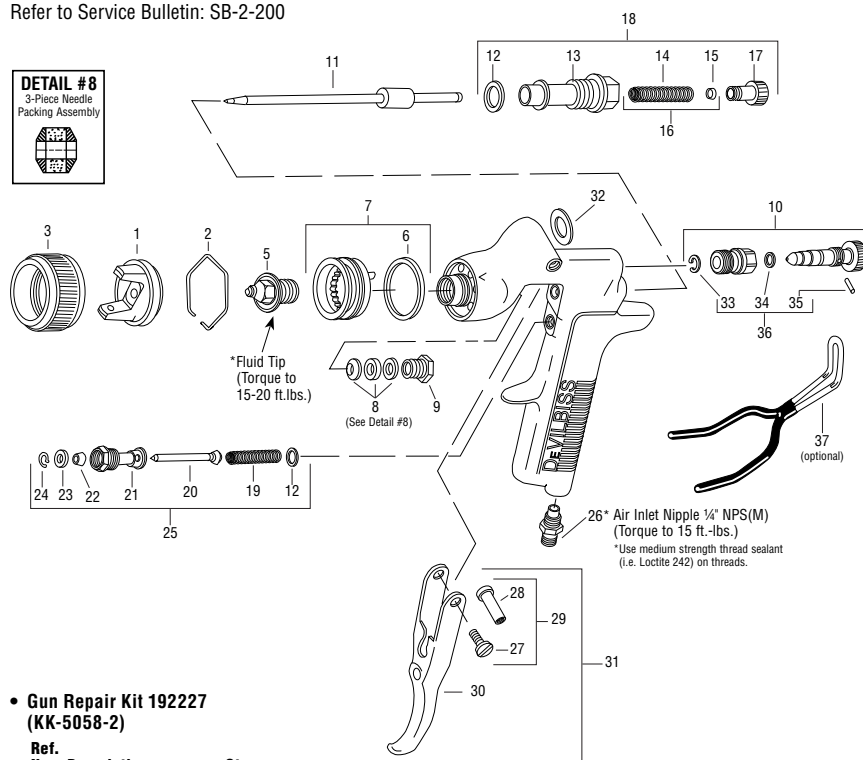
PRI® HVLP Gravity Feed Primer Gun

Order No. Model No.	Type	Fluid Tip (mm)	Inlet Pressure	Application
803248 PRI-612G	HVLP	1.4, 1.8	15-20 PSI	Primer surfacers

PRI® Gravity Feed HVLP Primer Air Cap

#101 air cap (HVLP)	Primers including low VOC Air Cap Order No. 192187 Air Cap Model No. PRI-407-101 16 CFM @ 30 PSI inlet	Air Cap Pattern 11"
Fluid tips	1.2 mm, 1.3 mm, 1.4 mm , 1.5 mm, 1.6 mm, 1.8 mm , 2.0 mm, 2.2 mm (Included tip sizes shown in bold)	

Refer to Service Bulletin: SB-2-200



• Gun Repair Kit 192227 (KK-5058-2)

Ref. No.	Description	Qty.
6	Baffle Seal	1
8	Packing	1
12	Gasket Kit	2
14	Fluid Needle Spring	1
15	Spring Pad	1
19	Air Valve Spring	1
20	Air Valve	1
22	U Cup Seal	1
23	Washer	1
24	Snap Ring	1
32	Fluid Cup Gasket	1
33	Retaining Clip	1
34	Seal	1
35	Pin	1

Chart 1

Order No.	Model No.	Fluid Tip in.	Tip Size I.D. mm
192124	GTI-213-12	.047	1.2
192134	GTI-213-13	.051	1.3
192044	GTI-213-14	.055	1.4
192135	GTI-213-15	.059	1.5
192045	GTI-213-16	.063	1.6
192046	GTI-213-18	.070	1.8
192047	GTI-213-20	.079	2.0
192132	GTI-213-22	.086	2.2

Ref. No.	Order No.	Model No.	Description	Ind. Parts Req.
1	—	—	Primer Air Cap	1
2	191972	JGA-156-K10	Spring Clip (Kit of 10)	1
3	192042	GTI-3	Air Cap Retaining Ring	1
4	192187	PRI-407-101	Primer Air Cap and Retaining Ring	1
5	—	See Chart 1	Fluid Tip	1
•6	192179	GTI-33-K5	Baffle Seal (Kit of 5)	1
7	192178	GTI-425	Baffle Assembly	1
•8	192109	JGA-4035-K5	Packing (Kit of 5)	1
9	190893	34411-122-K10	Packing Nut	1
10	192050	GTI-404	Spreader Valve	1
11	192054	GTI-413	Fluid Needle	1
•12	190161	JGS-72-K10	Gasket Kit (PTFE) (Kit of 10)	2
13	—	—	Body Bushing	1
•14	—	—	Fluid Needle Spring	1
•15	—	—	Spring Pad	1
16	190894	MBD-19-K10	Spring and Pad (Kit of 10)	1
17	192043	GTI-414	Needle Adjusting Screw	1
18	192139	KK-5059	Bushing, Spring, Pad and Knob Kit	1
•19	—	—	Air Valve Spring	1
•20	—	—	Air Valve	1
21	—	—	Air Valve Body	1
•22	—	—	U Cup Seal	1
•23	—	—	Washer	1
•24	—	—	Snap Ring	1
25	190780	JGS-449-1	Air Valve Assembly	1
26	190287	P-MB-51	Air Inlet Nipple 1/4" NPS(M)	1
27	—	—	Trigger Stud Screw	1
28	—	—	Trigger Stud	1
29	190889	JGS-478	Stud and Screw Kit	1
30	—	—	Trigger	1
31	191943	JGS-477-1	Trigger, Stud, Screw Kit	1
•32	190181	KGP-13-K5	Fluid Cup Gasket (Kit of 5)	1
•33	—	—	Retaining Clip	1
•34	—	—	Seal	1
•35	—	—	Pin	1
36	192229	GTI-428-K5	Clip, Seal & Pin Kit (5 Each)	1
37	192219	—	Gun Holder, Coated (Optional)	1

- 192227 (KK-5058-2) Gun Repair Kit includes a quantity of necessary parts.

Suffixes: -K5, -K10 designate kits of multiple parts. Example: JGA-4035-K5 is a kit of 5 packings.



M1-G

HVLP GRAVITY FEED GUN/CUP

Order No. **901210**
Model No. **6924-0000-0**

Includes:

- 1.4 mm fluid tip
- 900cc aluminum cup with push-on lid
- Spray gun lube, fluid filter, gun hook



* Waterborne compatible when using a plastic or disposable cup system.



BINKS

GRUPO **Equipa**

Proven Performance

Low air volume requirements

Quality finishes with low to medium solids materials

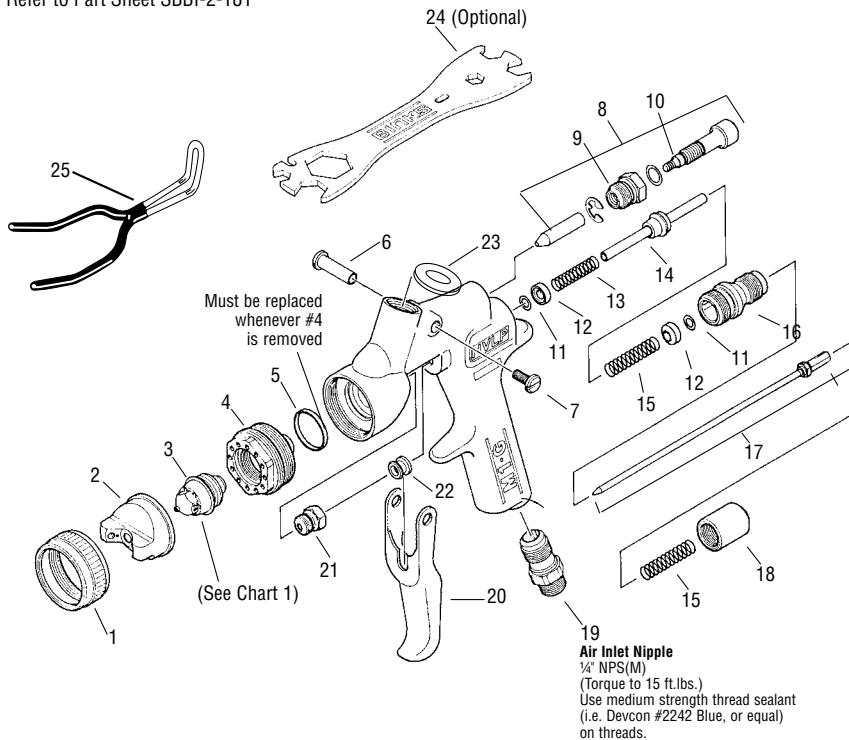
M1-G HVLP Gravity Feed Gun

Order No. Model No.	Type	Fluid Tip (mm)	Inlet Pressure	Application
901210 6924-0000-0 (94 x 93P)	HVLP	1.4	18 PSI	Base coats, clearcoats, single stages, waterbornes

M1-G Gravity Feed HVLP Air Cap

93P air cap	Base coats, clearcoats, single stage, waterbornes (when used with GFC-501 or disposable paint cup system) Air Cap Order No. 900361 Air Cap Model No. 46-9300 10 CFM @ 18 PSI inlet	Air Cap Pattern 10"
Fluid tips	1.2 mm (92), 1.3 mm (93), 1.4 mm (94) , 1.7 mm (97) (Included tip sizes shown in bold)	

Refer to Part Sheet SBBI-2-181



Ref. No.	Order No.	Model No.	Description	Ind. Parts Req.
1	900636	54-3531	Retaining Ring	1
2	900361	46-9300	Air Nozzle	1
3	See Chart 1†		Fluid Nozzle	1
4	900848†	54-4368†	Head Insert	1
▲5	900850	54-4369-5	Head Insert Seal Ring (Kit of 5)	1
●6	—	—	Trigger Stud	1
●7	—	—	Trigger Screw	1
8	900843†	54-4364†	Side Port Control Assembly	1
▲9	—	—	Retaining Ring	1
10	—	—	O-Ring	1
▲★11	—	—	O-Ring	2
★12	—	—	Seal Retainer	2
▲13	—	—	Spring, Yellow	1
▲14	900623	54-3512	Spindle Assembly	1
▲15	—	—	Spring, Blue	2
16	900640†	54-3541†	Housing	1
17	900858	54-4382	ABSS Needle	1
18	900659	54-3606	Material Valve Control Knob	1
19	900990†	54-768†	Air Connection	1
20	900841	54-4360	Trigger	1
▲21	900851	54-4370	Seal Cartridge Assembly	1
●22	—	—	Valve Spindle Cap	1
▲23	192151	KGP-13-K5	Cup Gasket (Kit of 5)	1
24	900712	54-3918	Wrench (Optional)	1
25	192219	192219	Gun Holder, Coated	1

▲ Gun Repair Kit 900847 (54-4367-1)

Ref. No.	Description	Qty.
5	Seal	1
9	Retaining Ring	1
10	O-Ring	1
11	O-Ring	2
13	Spring, Yellow	1
14	Spindle	1
15	Spring, Blue	2
21	Seal Cartridge	1

● Screw, Stud & Cap Kit 900925 (54-5223)

Ref. No.	Description	Qty.
6	Trigger Stud	1
7	Trigger Screw	1
22	Valve Spindle Cap	1

★ O-Ring & Retainer Kit 900926 (54-5224)

Ref. No.	Description	Qty.
11	O-Ring	2
12	Seal Retainer	2

† Torquing Information

Ref. No.	Description	Qty.
3	Fluid Nozzle	10–12 Ft. Lb.
4	Head Insert	20–23 Ft. Lb.
8	Side Port	4–6 Ft. Lb.
16	Housing	15–17 Ft. Lb.
19	Air Connection	15–17 Ft. Lb.

Chart 1

No.	Fluid Nozzle Order No.	Tip Size I.D. in.	mm
93	900313 (45-9300)	.052	1.3
94	900314 (45-9400)	.055	1.4
95	900318 (45-9500)	.059	1.5
97	900321 (45-9700)	.070	1.8



FLG4

FINISHLINE® GRAVITY FEED SPRAY GUNS

HVLP SOLVENT-BASED VALUE KIT

Order No. **803558** Model No. **FLG-670**

Includes: 1.3mm, 1.5mm & 1.8mm fluid tips, 900cc aluminum cup, air adjusting valve with gauge

HVLP WATERBORNE VALUE KIT

Order No. **803559** Model No. **FLG-671**

Includes: 1.3mm, 1.5mm & 1.8mm fluid tips, 20 Oz. Acetal cup, air adjusting valve with gauge

PRIMER GUN VALUE KIT

Order No. **803560** Model No. **FLG-678**

Includes: 1.8mm & 2.2mm fluid tips, 900cc aluminum cup



FINISHLINE
by DeVilbiss

Always the Price & Performance Leader

- Multiple fluid tips included in each model
- High grade stainless steel parts
- Easy to clean, blue anodized finish
- Proven reliability

FinishLine® Gravity Feed Guns

Order No. Model No.	Fluid tip (mm)	Air Cap Cup	Application	Replaces	
803558 FLG-670	1.3, 1.5, 1.8	HVLP #3 Aluminum	900cc Aluminum	Top coats, light primers	FLG-654
803559 FLG-671	1.3, 1.5, 1.8	HVLP #3 Acetal	20 oz. Acetal	Waterborne top coats, light primers, primers	FLG-647-WB
803560 FLG-678	1.8, 2.2	HVLP #3 Aluminum	900cc Aluminum	Primers, liquid masking, chip guards, other specialty materials	FLG-648

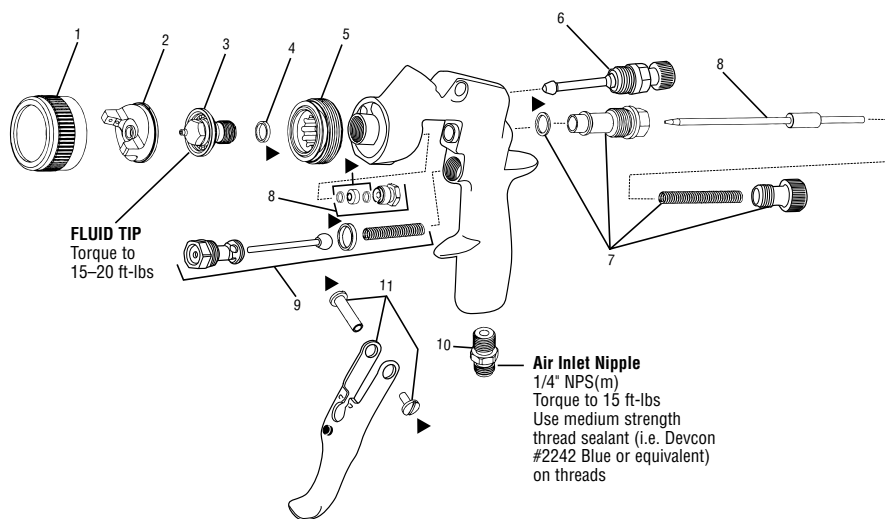
FinishLine® Gravity Feed Air Caps

#3 air cap (HVLP)	Primers, base coats, clearcoats, single stage and low VOC Air Cap Order No. 690001 Air Cap Model No. FLG-1-3 13 CFM @ 23 PSI inlet	Air Cap Pattern 10½"
Fluid Tips	1.3 mm, 1.5 mm, 1.8 mm, 2.2 mm	

*Waterborne compatible when using a plastic or disposable cup system.



Refer to Service Bulletin: SB-2-775

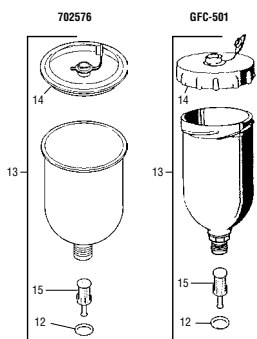
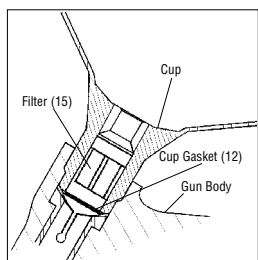


Ref. No.	Order No.	Model No.	Description	Ind. Parts Req.
1	690017	FLG-333	Retaining Ring	1
2	See Air Caps chart, above		Air Cap	1
3	See Chart 1		Fluid Tip & Seal Kit	1
4	690020	FLG-304-K5	Fluid Tip Seal (Kit of 5)	1
5	690021	FLG-305	Baffle	1
6	803528	FLG-465	Spreader Air Adjustment Valve	1
7	803525	FLG4-364-K	Needle Knob, Spring, Bushing & Gasket Kit	1
8	803526	FLG4-366-K	FLG4 Needle, Needle Packing & Nut Kit	1
9	190780	JGS-449-1	Air Valve & Gasket Kit	1
10	190287	P-MB-51	Air Inlet Nipple	1
11	191943	JGS-477-1	Trigger, Trigger Stud & Screw	1
12	192151	KGP-13-K5	Cup Gasket Kit (Kit of 5)	1
13	702576	702576	Metal Gravity Feed Cup	1
	190252	GFC-501	Acetal Gravity Feed Cup	1
14	190944	GFC-404-K2	Disposable Lid Kit (Kit of 2)	1
15	190181	KGP-5-K5	Filter Kit (Kit of 5)	1
	803527	FLG4-488-K	FLG4 Gun Repair Kit (Contains 1 each: Fluid Tip Seal, Needle Packing, Trigger Stud, Trigger Screw, and Gasket for Air Valve & Needle Bushing.)	1
	519210	FLG-463	Air Cap #3 HVLP Test Cap	1

Chart 1

Order No.	Fluid Tip (Ref. No. 3) Part No.	Tip Size in. mm	Application
803051	FLG-332-13K	.051 1.3	Stains, lacquers, basecoats, clears
803052	FLG-332-15K	.059 1.5	General purpose, light to medium viscosity materials
803053	FLG-332-18K	.070 1.8	Primers, medium viscosity materials
803054	FLG-332-22K	.086 2.2	Heavy materials

Cup Drawing





Gravity Guns

HVLP Auto Painting Gun Sets

SPECIFICATIONS

Finish Coat & Primer Gun

30 PSI inlet pressure delivers 10 PSI air cap pressure at 13 CFM air volume

Detail Gun

30 PSI inlet pressure delivers 10 PSI air cap pressure at 8 CFM air volume

All Guns


Air inlet: 1/4" NPS

U.S. PATENT NOS. 6,820,824 AND 7,374,111 OWNED BY 3M INNOVATIVE PROPERTIES CO. ADDITIONAL U.S. PATENTS: NOS. 7,380,680; 7,354,074; 7,353,964; 7,350,418; 7,344,040; 7,263,893; 7,165,732; 7,086,549.



StartingLine® HVLP Auto Painting Gun Kits

Order No.	Kit	Guns Included	Fluid Tip	Cup(s) Included	Accessories Included
802342	2-Gun Painting & Touch Up	Finish Coat Detail	1.3 1.0 1.8	One 600 cc (20 oz.) One 250 cc (8.5 oz.)	Cleaning brushes, wrench, air adjusting valve with gauge
802343	2-Gun Painting & Priming	Finish Coat Primer	1.3 1.5 1.8	Two 600 cc (20 oz.)	Cleaning brushes, wrench, air adjusting valve with gauge
802789	3-Gun Painting	Finish Coat Primer Detail	1.3 1.8 1.0	Two 600 cc (20 oz.) One 130 cc (4 oz.)	Cleaning brushes, wrench, air adjusting valve with gauge
803485	2-Gun Primer Pack	Primer (2)	1.5 1.8	Three 3oz. plastic cups, four 24-oz. liners & lids, one, frame/lid, two plugs	Extra 1.5 tip & needle, (2) DPC-81 adapters, wrench, filter, funnel
802405	Detail Gun only		1.0	One 250 cc (8.5 oz.)	Cleaning brush, wrench



HVLP Finish Coat Spray Gun

HVLP Primer Spray Gun



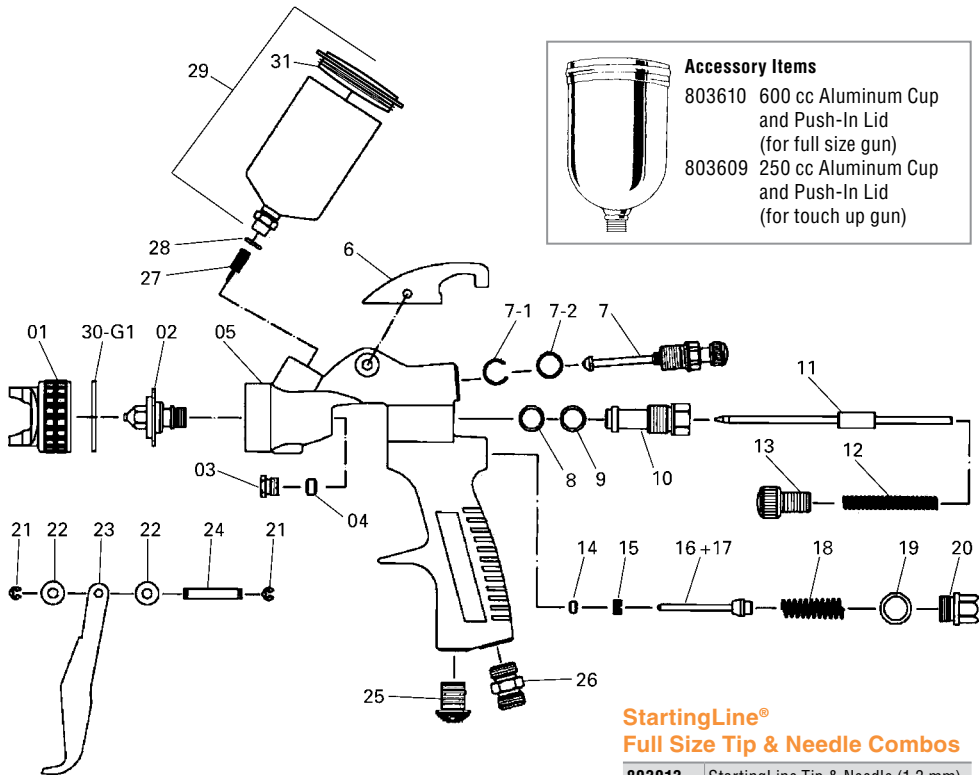
HVLP Detail Spray Gun

Detail gun also sold separately



2-Gun Primer Pack

Refer to Service Bulletins: SB-2-634, SB-2-610 and SI-2-61-10



StartingLine® Full Size Tip & Needle Combos

803013	StartingLine Tip & Needle (1.3 mm)
803015	StartingLine Tip & Needle (1.5 mm)
803018	StartingLine Tip & Needle (1.8 mm)

Ref. No.	Part No.	Description	Ind. Parts Req.
1	—	Air Cap w/Ring	1
2	—	Fluid Nozzle	1
●3	—	Nut	1
●4	—	Gasket	1
5	—	Gun Body	1
6	—	Hook	1
7	—	Fan Control	1
●7-1	—	C-Clip	2
●7-2	—	O-Ring	2
●8	—	Gasket	1
●9	—	O-Ring	1
10	—	Housing	1
11	—	Paint Needle	1
●12	—	Spring	1
13	—	Knob, Fluid Control	1
●14	—	Gasket	1
●15	—	Screw	1
●16+17	—	Valve Stem Complete	1
●18	—	Spring	1
●19	—	O-Ring	1
20	—	Air Valve Nut	1
●21	—	E-Ring	2
22	—	Washer	2
23	—	Trigger	1
●24	—	Trigger Stud	1
25	—	Plug	1
26	—	Air Inlet Fitting	1
27	—	Filter	1
▲28	—	Gasket for Fitting	2
29	803610	600cc Aluminum Cup & Lid	1
	803609	250cc Aluminum Cup & Lid	1
●30-G1	—	Gasket for Air Cap	1
31	803591	600cc Push-In Lid (Kit of 2)	1
	803590	250cc Push-In Lid (Kit of 2)	1

● Gun Repair Kit
Full Size (802425)
Touchup (802426)

▲ Cup Gasket Kit
Full Size & Touchup (803615)



Gravity Cups

Cups to Fit DeVilbiss, Binks FinishLine and TEKNA Gravity Spray Guns

Gravity Feed Cups

GRUPPO
Equipa

Order No.	Model No.	Cup Size	Application
190252	GFC-501	20 oz. Acetal	All full size current DeVilbiss, TEKNA, Binks and FinishLine gravity guns
901430	81-381	8 oz. Aluminum	DeVilbiss SRI, SRIW, SRIPro, and Binks Cub gravity guns
900875	54-4458	4 oz. Aluminum	DeVilbiss SRI, SRIW, SRIPro, and Binks Cub gravity guns
192191	SRI-478-K12	4 oz. Nylon	DeVilbiss SRI, SRIW, SRIPro, and Binks Cub gravity guns
702576	702576	900 cc Aluminum	All full-size current DeVilbiss, TEKNA, Binks and FinishLine gravity guns
803510	DPC-503-K24	3 oz. disposable cups (24)	



GFC-501



702576



DPC-503-K24



54-4458



81-381



SRI-478-K12

E-Z Liners

Most Economical Disposable Paint Cup System Available

- Saves time with easy clean up and less mess
- Saves money by greatly reducing solvent use for clean up



OMX-70-K10



E-Z Liners

Order No.	Model No.	Description
190966	OMX-70-K48	E-Z Liner Kit (48 liners & bushings)
192177	OMX-70-K10	E-Z Liner Kit (10 liners & bushings) (order qty. 12)

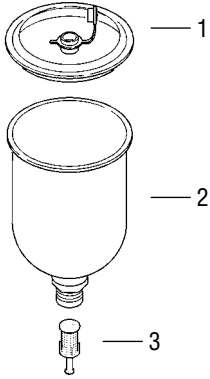


Gravity Cups Parts & Assembly

Refer to Service Bulletins: SB-4-261 (GFC-501), TB-1003 (702576)
Refer to Part Sheets: 77-2739 (81-381) and 77-2719 (54-4458)

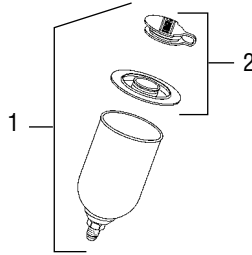


702576 (702576) TEKNA Gravity Feed Cup/Aluminum



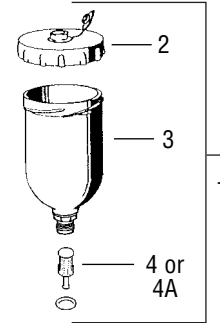
Ref. No.	Model No.	Description	Ind. Parts Req.
1	702576	Metal Gravity Feed Cup (900cc)	1
2	GFC-404-K2	Disposable Lid Kit (Kit of 2)	1
3	KGP-5-K5	Filter Kit (Kit of 5)	1

900875 (54-4458) 4 oz. Aluminum Cup



Ref. No.	Order No.	Model No.	Description	Ind. Parts Req.
1	900875	54-4458	Gravity Feed Cup Assembly (4 oz.)	1
2	900902	54-4539	4 oz. Cup Lid Assembly (Kit of 3)	1

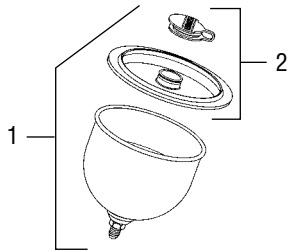
190252 (GFC-501) Gravity Feed Cup/Acetal



Ref. No.	Order No. Model No.	Description	Ind. Parts Req.
1	190252 GFC-501	Cup Assembly, 20 oz. Acetal	1
2	190225 GFC-402	Cup Lid Assembly	1
3	190181 KGP-5-K5	Filter (Kit of 5)	1
*4	190731 KGP-12-K5	Cup Gasket (White) (Kit of 5) For GFG/GFHV	1
●4A	192151 KGP-13-K5	Cup Gasket (Blue) (Kit of 5)	1

* For GFG/GFHV guns (White)
● For GTI, FLG, M1-G, PRI and GFG Plus (Blue)

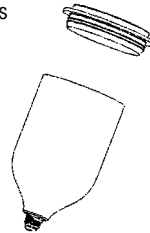
901430 (81-381) 8 oz. Aluminum Cup



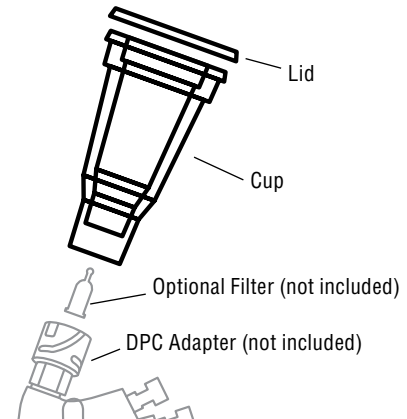
Ref. No.	Order No.	Model No.	Description	Ind. Parts Req.
1	901430	81-381	Gravity Feed Cup Assembly (8 oz.)	1
2	900787	54-4251	Cup Cover Kit (Kit of 3)	1

192191 (SRI-478-K12) 4 oz. Disposable Nylon Cup & Lid Kit

Contains 12 Cups and 12 Lids
(4 ea. Red, Yellow & Green)



803510 (DPC-503-K24) 3 oz. Plastic Cups and Lids Kit of 24





JGA®
CONVENTIONAL
SUCTION FEED
GUN/CUP



Order No. **110225** Model No. **JGA-644**

Order No. **110102** Model No. **JGA-636**

Includes:
 • TGC 1-qt. cup

Proven Technology and Durability

GRUPPO
Equipa

DeVilbiss JGA® Suction Feed Guns

Order No. Model No.	Type	Fluid Tip (mm)	Inlet Pressure	Application
110225 JGA-644	CNV.	1.6	35-50 PSI	Base, clear, low VOC, single stages, Urethanes
110102 JGA-636	CNV.	1.8	25-45 PSI	Synthetic and acrylic enamels. May need to restrict fluid flow with needle adjustment for base and clearcoats.

CNV. = CONVENTIONAL

JGA® Conventional Suction Feed Air Caps

#9000 air cap	Base coats, clearcoats, single stages	199000	Air Cap Pattern 10"
	Air Cap Order No.	AV-440-9000	
	Air Cap Model No.	35-50 PSI inlet 9-13 CFM Fluid tips	
#80 air cap	Synthetic and acrylic enamels	190230	Air Cap Pattern 12"
	Air Cap Order No.	MB-4039-80	
	Air Cap Model No.	25-45 PSI inlet 10-14 CFM Fluid tips	

Refer to Technical Bulletin: SB-2-259

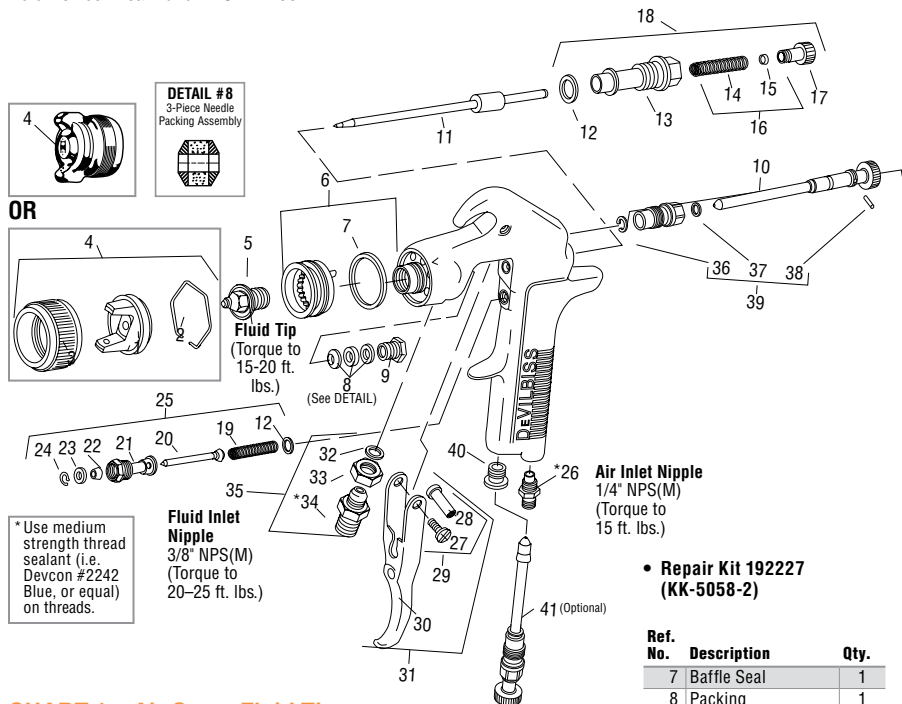


CHART 1 – Air Caps, Fluid Tips, Fluid Needles & Applications

No. on Air Cap Order No. →	Air Cap With Ring (Ref. No. 4)	Type of Fluid Delivery	Fluid Needle (Ref. No. 11)	Fluid Tips Used (Ref. No. 5)
80	190230 MB-4039-80	Suction	192054 GTI-413	AV-213-16 OR AV-213-18
9000	199000 AV-440-9000	Suction OR Pressure	192054 GTI-413	AV-213-16 OR AV-213-18

CHART 2 – Fluid Tips

Fluid Tip Order No.	Model No.	Tip Size I.D. (in.)	(mm)	Type of Fluid Delivery
192172	AV-213-16	.063	1.6	Suction Feed
192173	AV-213-18	.070	1.8	Suction Feed

Ref. No.	Order No.	Model No.	Description	Ind. Parts Req.
1	—	—	Air Cap	1
2	191972	JGA-156-K10	Spring Clip (Kit of 10)	1
3	192042	GTI-3	Air Cap Retaining Ring	1
4	—	See Chart 1	Air Cap & Retaining Ring	1
5	—	See Charts 1 & 2	Fluid Tip	1
6	192178	GTI-425	Baffle Assembly	1
•7	192179	GTI-33-K5	Baffle Seal (Kit of 5)	1
•8	192109	JGA-4035-K5	Packing (Kit of 5)	1
9	190893	34411-122-K10	Packing Nut (Kit of 10)	1
10	192051	GTI-405	Spreader Valve Assembly	1
11	—	See Chart 1	Fluid Needle	1
•12	190161	JGS-72-K10	Gasket (PTFE) (Kit of 10)	2
13	—	—	Body Bushing	1
•14	—	—	Fluid Needle Spring	1
•15	—	—	Spring Pad	1
16	190894	MBD-19-K10	Spring & Pad (Kit of 10)	1
17	192043	GTI-414	Needle Adjusting Screw	1
18	192139	KK-5059	Bushing, Spring, Pad & Knob Kit	1
•19	—	—	Air Valve Spring	1
•20	—	—	Air Valve	1
•21	—	—	Air Valve Body	1
•22	—	—	U Cup Seal	1
•23	—	—	Washer	1
•24	—	—	Snap Ring	1
25	190780	JGS-449-1	Air Valve Assembly	1
26	190287	P-MB-51	Air Inlet Nipple 1/4" NPS(M)	1
27	—	—	Trigger Stud Screw	1
28	—	—	Trigger Stud	1
29	190889	JGS-478	Stud & Screw Kit (includes 3 Studs & 5 Screws)	1
30	—	—	Trigger	1
31	191943	JGS-477-1	Trigger, Stud & Screw Kit	1
•32	—	—	Fluid Inlet Gasket (PTFE)	1
33	—	—	Locknut	1
34	—	—	Fluid Inlet Adapter	1
35	190888	JGA-4042	Fluid Inlet, Gasket & Nut Kit	1
•36	—	—	Retaining Clip	1
•37	—	—	Seal	1
•38	—	—	Pin	1
39	192229	GTI-428-K5	Clip, Seal & Pin Kit (5 Each)	1
40	190828	JGA-132	Plug	1
41	192228	GTI-415	Air Adjusting Valve (Optional)	1

• A quantity of necessary parts is included in 192227 Repair Kit (KK-5058-2) for complete gun repair and should be kept on hand for service convenience.

Suffixes: -K5 designates kit of multiple parts. Example: JGA-4035-K5 is a kit of 5 packings.



EGA™
CONVENTIONAL
SUCTION/PRESSURE
FEED TOUCH-UP GUN

Order No. **110222** Model No. **EGA-503-390F**



EGA™ Suction/Pressure Feed Touch-Up Gun

Order No. Model No.	Type	Fluid Tip (mm)	Inlet Pressure	Application
110222 EGA-503-390F	CNV.	1.0	30 PSI	All automotive refinishing materials

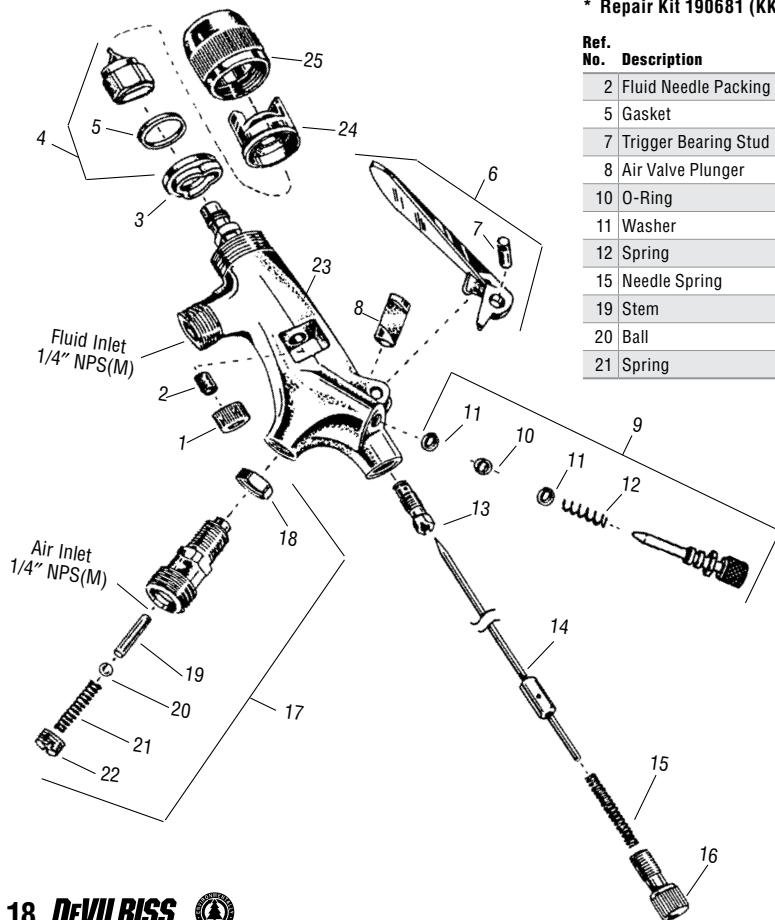
CNV. = CONVENTIONAL



EGA™ Conventional Suction or Pressure Feed Touch-up Air Cap

#390 air cap	General Purpose	Air Cap Order No.	Air Cap Model No.	Air Cap Pattern
	Air Cap Order No. 190083 Air Cap Model No. EGA-40-390 30 PSI inlet 3 CFM			3"
Fluid Tips	1.0 mm			

Refer to Service Bulletin: SB-2-163



*** Repair Kit 190681 (KK-5044)**

Ref. No.	Description	Qty.
2	Fluid Needle Packing	1
5	Gasket	1
7	Trigger Bearing Stud	1
8	Air Valve Plunger	1
10	O-Ring	1
11	Washer	2
12	Spring	1
15	Needle Spring	1
19	Stem	1
20	Ball	1
21	Spring	1

Ref. No.	Order No.	Model No.	Description	Ind. Parts Req.
1	190082	EGA-4	Packing Nut	1
*2			Needle Packing	1
3	190090	EGA-7	Baffle (air distributor)	1
*4	191974	EGA-4000-F	Tip, Needle & Gasket (lapped) (includes #14)	1
*5	190494	EGA-59-K5	Gasket (Kit of 5) (Polyethylene)	1
6	190087	EGA-443	Trigger & Stud Assembly	1
*7	—	—	Trigger Bearing Stud	1
*8	—	—	Air Valve Plunger	1
9	190495	EGA-454	Fan Adjustment Assembly – Horn	1
*10	—	—	O-Ring	1
*11	—	—	Washer	2
*12	—	—	Spring	1
13	190081	EGA-3	Packing Gland	1
*14	—	—	Fluid Needle (included in Item 4)	1
*15	—	—	Needle Spring	1
16	190015	AG-16	Needle Adj. Screw	1
17	190085	EGA-441	Air Valve Assembly	1
18	—	—	Lock Nut	1
*19	—	—	Stem	1
*20	—	—	Ball	1
*21	—	—	Spring (Kit of 5)	1
22	—	—	Spring Retainer	1
23	—	—	Gun Body Assembly	1
24	190083	EGA-40-390	Air Cap For EGA Detail Pro™	1
25	190079	EGA-11	Retaining Ring For EGA Detail Pro™	1

* A quantity of necessary parts is included in 190681 Repair Kit (KK-5044) for complete gun repair and should be kept on hand for service convenience.

Suffixes: -K5 designates kit of multiple parts. Example: JGA-4035-K5 is a kit of 5 packings.

• Fluid Tip, Needle & Gasket Kit 191974 (EGA-4000-F)

Ref No.	Description	Tip Size I.D. in.	mm	Qty
4	Fluid Tip (F)	.039	1.0	1
5	Gasket			1
14	Fluid Needle (F)			1




PLUS® HIGH EFFICIENCY SUCTION FEED GUN/CUP

Order No. Model No.
110265 JGA-670

PLUS® Suction Gun Includes:

- 1.6 mm & 1.8 mm fluid tips
- TGC 1-qt. cup
- High output air adjusting valve with gauge
- Spray gun lube

NEW!
Anodized
Finish



GTi® Millennium HVLP SUCTION FEED GUN/CUP

Order No. Model No.
170161 GTI-620S

GTi® Suction Gun Includes:

- 2.0 mm & 2.2 mm fluid tips
- TGC 1-qt. cup
- High output air adjusting valve with gauge
- Spray gun lube

NEW!
Anodized
Finish



PLUS® High Efficiency Suction Feed Gun

Order No. Model No.	Type	Fluid Tip (mm)	Inlet Pressure	Application
110265 JGA-670	HE	1.6	30-40 PSI	Base coats High and low solids clearcoats Single stages Synthetic and acrylic enamels
			35-45 PSI	
		1.8	30-40 PSI	

CNV. = CONVENTIONAL

PLUS® Suction Feed High Efficiency Air Cap

#410 air cap	Primers, base coats, clearcoats, single stage, and low VOC	Air Cap Order No. 192174 Air Cap Model No. AV-440-410	Air Cap Pattern 12"
Fluid Tips	1.0 mm, 1.2 mm, 1.3 mm, 1.4 mm, 1.6 mm, 1.8 mm (Included tip sizes shown in bold)		

GTi® Millennium HVLP Suction Feed Gun

Order No. Model No.	Type	Fluid Tip (mm)	Inlet Pressure	Application
170161 GTI-620S	HVLP	2.0	20-25 PSI	Base coats Low and high solids, clearcoats and single stages
		2.2	25-30 PSI	

CNV. = CONVENTIONAL

GTi® Millennium Suction Feed HVLP Air Cap

#2000 air cap (HVLP)	Base coats, clearcoats, primers, single stage, and low VOC	Air Cap Order No. 192136 Air Cap Model No. GTI-407-2000 4-10 PSI (air cap) 12.5-16.0 CFM @ 30 PSI inlet	Air Cap Pattern 11"
Fluid Tips	1.0 mm, 1.2 mm, 1.3 mm, 1.4 mm, 1.5 mm, 1.6 mm, 1.8 mm, 2.0 mm, 2.2 mm (Included tip sizes shown in bold)		

Refer to Service Bulletins: SB-2-475 (JGA-670), SB-2-473 (GTI-620S)

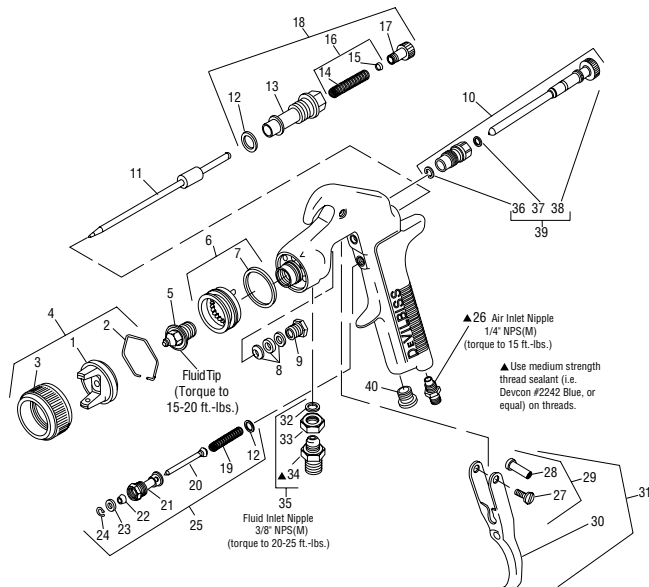


Chart 1
GTI-620S Fluid Tips

Fluid Tip No.	Tip Size I.D. in. mm
GTI-213-18	.070 1.8
GTI-213-20	.078 2.0
GTI-213-22	.086 2.2

Chart 2
JGA-670 Fluid Tips

Fluid Tip No.	Tip Size I.D. in. mm
AV-213-14	.055 1.4
AV-213-16	.063 1.6
AV-213-18	.070 1.8

Ref. No.	Description	Part No.	Ind. Parts Req.	Ref. No.	Description	Part No.	Ind. Parts Req.
1	Air Cap	—	1	28	Trigger Stud	—	1
2	Spring Clip (Kit of 10)	JGA-156-K10	1	29	Stud and Screw Kit	JGS-478	1
3	Air Cap Retaining Ring	GTI-3	1	30	Trigger	—	1
4	#100 Air Cap & Retaining Ring (GTI-620S)	GTI-407-100	1	31	Trigger Stud, Screw Kit	JGS-477-1	1
	#2000 Air Cap & Retaining Ring (GTI-620S)	GTI-407-2000	1	*32	Fluid Inlet Gasket (PTFE)	—	1
	#410 Air Cap & Retaining Ring (JGA-670)	AV-440-410	1	33	Locknut	—	1
5	Fluid Tip	See Charts 1 & 2	1	34	Fluid Inlet Adapter	—	1
6	Baffle Assembly	GTI-425	1	35	Fluid Inlet, Gasket, Nut Kit	JGA-4042	1
*7	Baffle Seal (Kit of 5)	GTI-33-K5	1	*36	Retaining Clip	—	1
*8	Packing (Kit of 5)	JGA-4035-K5	1	*37	Seal	—	1
9	Packing Nut (Kit of 10)	34411-122-K10	1	*38	Pin	—	1
10	Spreader Valve Gasket	GTI-405	1	39	Clip, Seal & Pin Kit (5 each)	GTI-428-K5	1
11	Fluid Needle for GTI-620S	GTI-413	1	40	Plug for JGA-670 ONLY	—	1
11	Fluid Needle for JGA-670	GTI-413	1				
*12	Gasket Kit (PTFE) (Kit of 10)	JGS-72-K10	2				
13	Body Bushing	—	1				
*14	Fluid Needle Spring	—	1				
*15	Spring Pad	—	1				
16	Spring and Pad	MBD-19-K1	1				
17	Needle Adjusting Screw (Kit of 10)	GTI-414	1				
18	Bushing, Spring, Pad and Knob Kit	KK-5059	1				
*19	Air Valve Spring	—	1				
*20	Air Valve	—	1				
21	Air Valve Body	—	1				
*22	U-Cup Seal	—	1				
*23	Washer	—	1				
*24	Snap Ring	—	1				
25	Air Valve Assembly	JGS-449-1	1				
26	Air Inlet Nipple 1/4" NPS(M)	P-MB-51	1				
27	Trigger Stud Screw	—	1				

• A quantity of necessary parts is included in Repair Kit KK-5058-2 for complete gun repair and should be kept on hand for service convenience.

Suffixes: -K5 designates kit of multiple parts. Example: JGA-4035-K5 is a kit of 5 packings.

● Repair Kit KK-5058-2

Ref. No.	Description	Qty.
7	Baffle Seal (Kit of 5)	1
8	Packing (Kit of 5)	1
12	Gasket Kit (PTFE) (Kit of 10)	2
14	Fluid Needle Spring	1
15	Spring Pad	1
19	Air Valve Spring	1
20	Air Valve	1
22	U-Cup Seal	1
23	Washer	1
24	Snap Ring	1
32	Fluid Inlet Gasket (PTFE)	1
36	Retaining Clip	1
37	Seal	1
38	Pin	1



Suction Feed Cups

DeVilbiss JGA® Suction Feed Cups



Order No. Model No.	Cup Size	Application
120011 TGC-545	1 qt. Aluminum	All full size current Binks, DeVilbiss and FinishLine suction guns
120038 TGS-503	8 oz. Polyethylene	DeVilbiss EGA & EGHV Suction touch-up guns

Patented “Drip Free Design”

One Quart Plus Capacity (37 oz.)



TGC-545

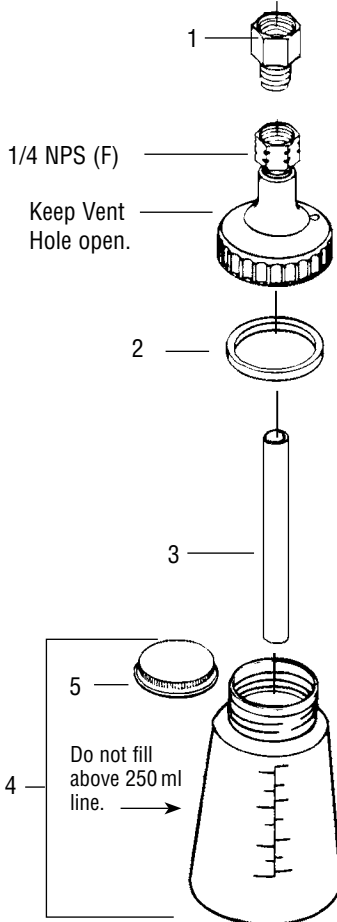
Durable Detail Suction Cup



TGS-503

Refer to Service Bulletins: SB-4-391 (TGC-545) and SB-4-090 (TGS-503)

120038 (TGS-503)

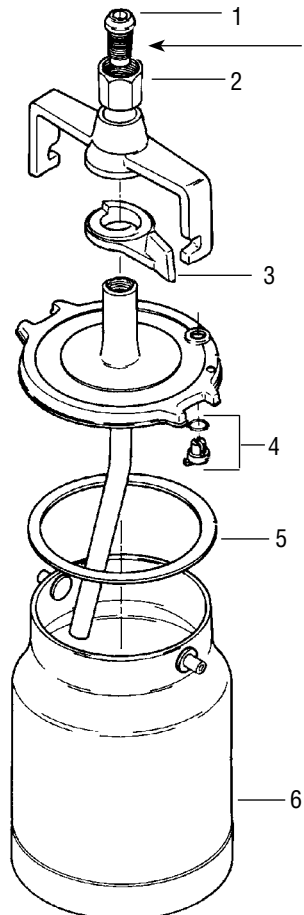


TGS-503 Suction Cup Parts

Ref. No.	Order No. Model No.	Description	Ind. Parts Req.
1	240003 AD-404	Adapter – Accessory 1/4" NPS(M) x 3/8" NPS(F)	1
2	190512 TGS-4-K5	Gasket (Kit of 5)	1
3	—	Fluid Tube 4"	1
+4	120037 TGS-406	Cup and Cover Assembly (Polyethylene)	1
5	—	Cup Lid	1
6	—	Suction Cup Assembly (Quart)	1

+ One C-422 (6) cup lid is included.

120011 (TGC-545)



TGC-545 Suction Cup Parts

Ref. No.	Order No. Model No.	Description	Ind. Parts Req.
1	—	Adapter, 1/2" NPS (M)	1
2	—	Nut, 3/8" NPS (F)	1
3	—	Cam	1
4	190924 TGC-407-1-K3	Drip Free Valve & Gasket (Kit of 3)	1
5	190391 TGC-9-K5	*Tri Seal® Lid Gasket (Kit of 5)	1
6	—	Suction Cup Assembly (Quart)	1

● 190925 (KK-5007) Repair Kit includes items 1–5. Repair kit contains enough parts to repair one complete assembly (see parts list below).

Suffixes: Suffix -K3 designates a kit of multiple parts. Example: TGC-407-1-K3 is a kit of 3 drip free valves.

* Registered Trademark of Tri-Seal International

• Repair Kit 190925 (KK-5007)

Ref. No.	Description	Qty.
1	Adapter, 1/2" NPS (M)	1
2	Nut, 3/8" NPS (F)	1
3	Cam	1
4	Drip Free Valve & Gasket	1
5	*Tri-Seal® Lid Gasket	1



CVi®

PRESSURE FEED GUN

Order No. **802942** Model No. **CVI-501-510-10**

- Two air caps and fluid tip sets included
- Comfortable and lightweight, ergonomic design reduces fatigue
- Sprays a broad range of materials

- Includes:**
- Spray gun lube
 - Air valve assembly tool



* Waterborne compatible when using a plastic or disposable cup system.



CVi
by DeVilbiss.

GRUPO
Equipa

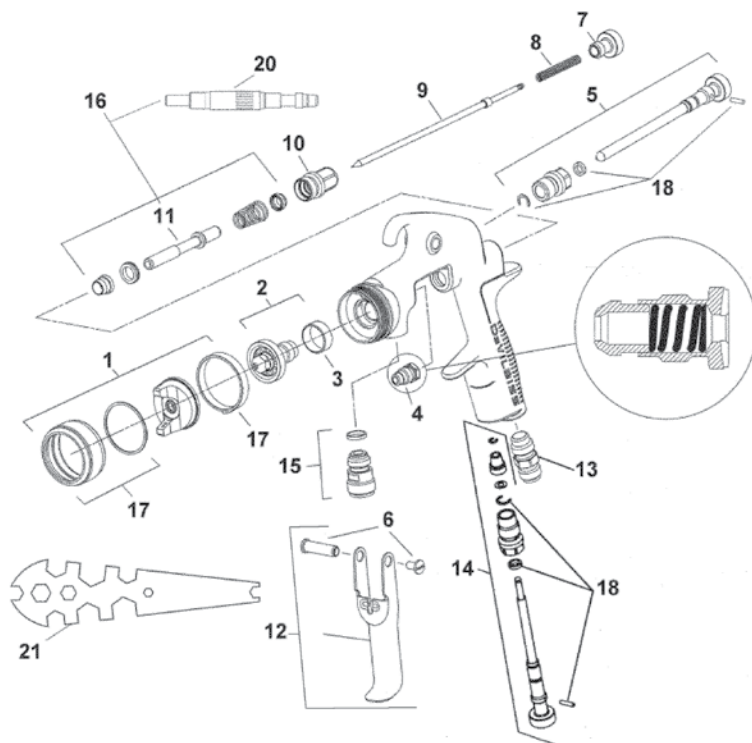
CVi® Pressure Feed Gun

	Fluid Tip (mm)	Inlet Pressure	Application	Fluid Flow
802942 / CVI-501-510-10				
#510 air cap (HE)	1.0, 1.4	20–26 PSI	Medium to high solids	7–10 oz./min.
#505 air cap (HVLV)	1.0, 1.4	14–18 PSI	Base coats, low to medium solids	6–8 oz./min.

CVi® Pressure Feed Air Caps

#510 air cap (HE)	Primers, base coats, clearcoats, single stage, and low VOC Air Cap Order No. 802546 Air Cap Model No. SP-100-510-K 20-29 PSI inlet 7.5-9 CFM	Air Cap Pattern 11¼"
#505 air cap (HVLV)	Base coats, clearcoats, primers, single stage, and low VOC Air Cap Order No. 802841 Air Cap Model No. SP-100-505-K 14-18 PSI inlet 10-13 CFM	Air Cap Pattern 11½"
Fluid Tips	1.0 mm, 1.2 mm, 1.3 mm, 1.4 mm (Included tip sizes shown in bold)	

Refer to Service Bulletin: SB-2-662



Ref. No.	Order No.	Part No.	Description	Qty.	Part No. Options
1		SP-100-***-K	Air Cap/Retaining Ring COM-510 or COM-522	1	505, 510 e.g. *** = 510
2		SP-200S-***-K	Nozzle	1	10, 12, 13, 14, 16 18, 20 e.g. ** =14 =1.4 mm
†3	802521	SP-623-K5	Separator	5	
†4	802511	GTI-445-K2	Packing	2	
5	802512	SP-401-K	Spreader Valve	1	
6			Stud and Screw		
7	802518	SP-614-K	Needle Adjusting Screw	1	
†8	802520	SP-622-K5	Spring	1	
9		SP-300S-**-K	Needle	1	10, 12, 13, 14, 16 18, 20 e.g. ** =14 =1.4 mm
10	802517	SP-612-K	Air Valve Housing & Seal	1	
11			Spindle	1	
12	703535	SP-617-CR-K	Trigger, Stud & Screw	1	
13	802516	SP-611-K	Connector	1	
14	802513	SP-402-K	Airflow Valve	1	
15	802606	SP-636-K	Fluid Inlet Connector and Seal	1	
16	802524	SPK-101-K	Air Valve Service Kit	1	
17	802525	SPK-102-K	Retaining Ring and Seals	1	
†18	192229	GTI-428-K5	Clip, Seal and Pin Kit	5	
20			Air Valve Assembly Tool	1	
21	802531	SPN-5-K	Spanner	1	
		803083	Spraygun Service Kit (parts included marked †)	1	



GTi® Millennium HVLP PRESSURE FEED GUN

Order No. 170159 Model No. GTI-520P-11

Order No. 170165 Model No. GTI-546P-14



NEW!
Anodized
Finish

HVLP Technology with Large Spray Pattern

- Smooth material and air flow
- Easy to clean
- Produce a high gloss finish and minimize orange peel
- Excellent fluid control for applying more film build with fewer passes



GTi® Millennium Pressure Feed Guns

Order No. Model No.	Type	Fluid Tip (mm)	Inlet Pressure	Application	Fluid Flow
170159 GTI-520P-11	HVLP	1.1	30 PSI	Low to medium solids	7-12 oz./min.
170165 GTI-546P-14	HVLP	1.4	50 PSI	High solids	9-12 oz./min.

GTi® Millennium Pressure Feed HVLP Air Caps

Air Cap Model No.	Description	Fluid Tip (mm)	Fluid Flow
#2000 (HVLP)	Primers, base coats, clearcoats, and low VOC Air Cap Order No. 192136 Air Cap Model No. GTI-407-2000 20-30 PSI inlet 12.5-16.0 CFM	11"	7-12 oz./min.
#46MP (HVLP)	Primers, base coats, clearcoats, single stages and low VOC Air Cap Order No. 192184 Air Cap Model No. GTI-407-46MP 50 PSI inlet 22.5 CFM	12"	9-12 oz./min.

Fluid tips 1.1 mm, 1.4 mm

Refer to Service Bulletin: SB-2-199

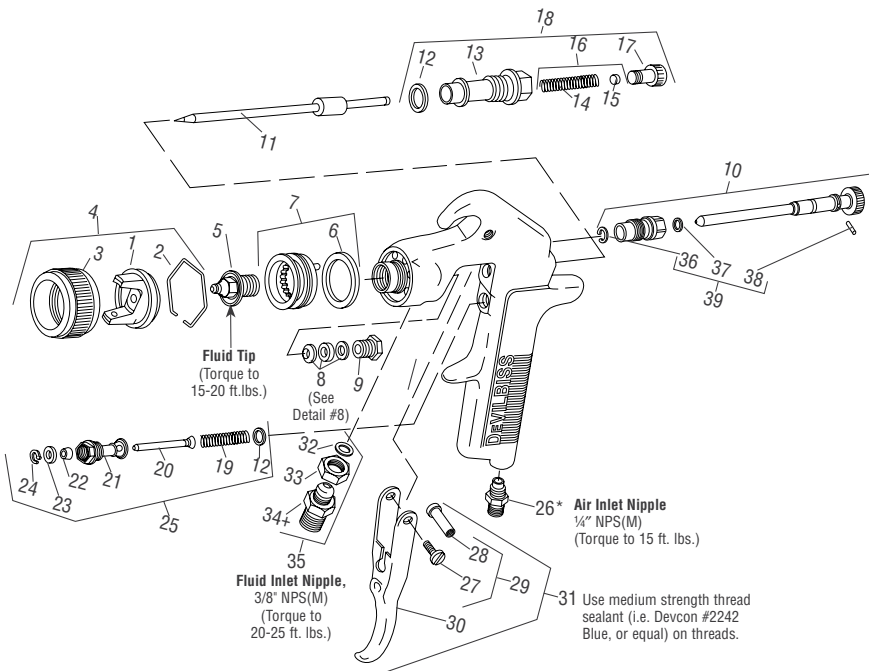


Chart 1: Air Cap and Baffle Combinations

Air Cap Part No.	Baffle	Ref. No. 4 Air Cap	Ref. No. 7 Baffle Assy.	CFM@ Cap Pressure				
				2 PSI	4 PSI	6 PSI	8 PSI	10 PSI
2000	(Not Stamped)	GTI-407-2000 / 192136	GTI-425	7.3	10.4	12.8	14.7	16.5
46MP	46	GTI-407-46MP / 192184	*JGPV-401-46-50	8.5	13.0	16.5	19.8	22.5

NOTE: Baffle Seal NOT used with GTI-546P gun (46MP air cap).

Chart 2: Fluid Tip and Needle

If this no. is on needle, order →	If this no. is on tip, order →	Order Matched Fluid Tip and Needle Assembly	Tip Size I.D. in.	Tip Size I.D. mm
JGA-402-FF	AV-2120-FF / 191517	JGA-4045-FF	.055	1.4
JGA-402-FX	AV-2120-FX / 191518	JGA-4045-FX	.043	1.1

● 192227 (KK-5058-2) Gun Repair Kit includes a quantity of necessary parts.
+ Use medium strength thread sealant (i.e. Devcon #2242 Blue or equal) on threads.
Suffixes: -K5 designates kit of multiple parts. Example: JGA-4035-K5 is a kit of 5 packings.

Ref. No.	Order No.	Model No.	Description	Ind. Parts Req.
1	—	—	Air Cap	1
2	191972	JGA-156-K10	Spring Clip (Kit of 10)	1
3	192042	GTI-3	Air Cap Retaining Ring	1
4	See Chart 1	—	Air Cap and Retaining Ring	1
5	See Chart 2	—	Fluid Tip	1
●6	192179	GTI-33-K5	Baffle Seal (Kit of 5)	1
7	See Chart 1	—	Baffle Assembly	1
●8	192109	JGA-4035-K5	Packing (Kit of 5)	1
9	190893	34411-122-K10	Packing Nut	1
10	192051	GTI-405	Spreader Valve	1
11	See Chart 2	—	Fluid Needle	1
●12	190161	JGS-72-K10	Gasket Kit (PTFE) (Kit of 10)	2
13	—	—	Body Bushing	1
●14	—	—	Fluid Needle Spring	1
●15	—	—	Spring Pad	1
16	190894	MBD-19-K10	Spring and Pad (Kit of 10)	1
17	192043	GTI-414	Needle Adjusting Screw	1
18	192139	KK-5059	Bushing, Spring, Pad & Knob Kit	1
●19	—	—	Air Valve Spring	1
●20	—	—	Air Valve	1
21	—	—	Air Valve Body	1
●22	—	—	U Cup Seal	1
●23	—	—	Washer	1
●24	—	—	Snap Ring	1
25	190780	JGS-449-1	Air Valve Assembly	1
+26	190287	P-MB-51	Air Inlet Nipple 1/4" NPS(M)	1
27	—	—	Trigger Stud Screw	1
28	—	—	Trigger Stud	1
29	190889	JGS-478	Stud and Screw Kit	1
30	—	—	Trigger	1
31	191943	JGS-477-1	Trigger Stud, Screw Kit	1
●32	—	—	Fluid Inlet Gasket (PTFE)	1
33	—	—	Locknut	1
+34	—	—	Fluid Inlet Adapter	1
35	190888	JGA-4042	Fluid Inlet, Gasket, Nut Kit	1
●36	—	—	Retaining Clip	1
●37	—	—	Seal	1
●38	—	—	Pin	1
39	192229	GTI-428-K5	Clip, Seal & Pin (Kit of 5 Each)	1



PLUS®
HIGH EFFICIENCY
PRESSURE FEED GUN

Order No. Model No.
110266 JGA-570-10

Order No. Model No.
110272 PLUS-514P-12

High Efficiency
Superior Atomization
Handles Difficult
Materials and
Delivers Superior
Finishes

NEW!
Anodized
Finish



Equipa

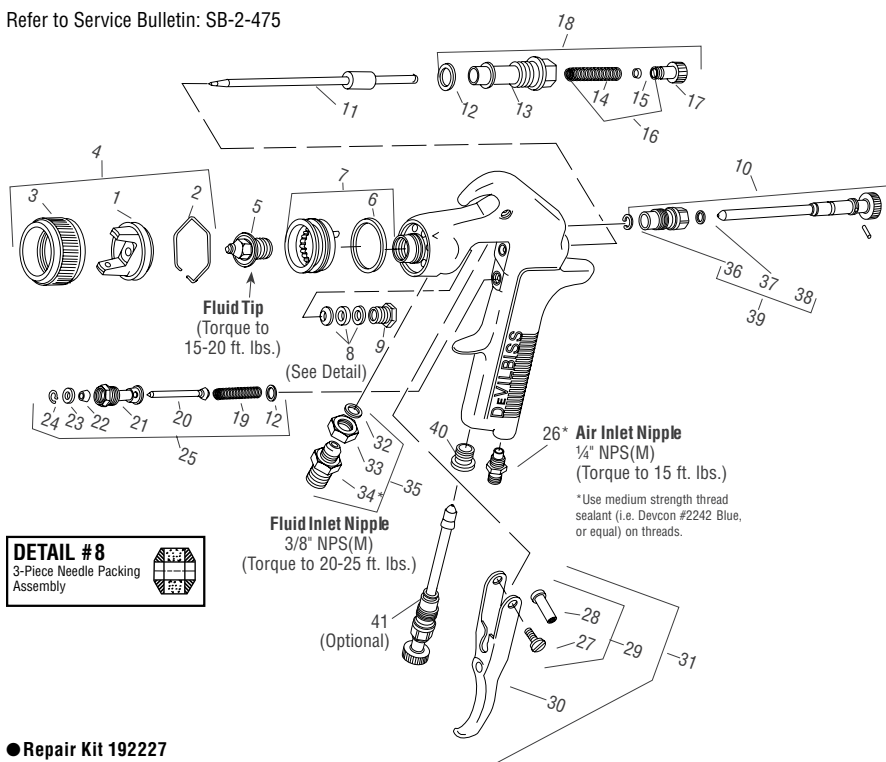
PLUS® High Efficiency Pressure Feed Guns

Order No. Model No.	Air Cap	Fluid Tip (mm)	Inlet Pressure	Application	Fluid Flow
110266 JGA-570-10	#410 (HE)	1.0	30-50 PSI 25-35 PSI	Medium solids Enamels and primers	6-10 oz./min.
110272 PLUS-514P-12	#414 (HE)	1.2	60-65 PSI	High solids	7-14 oz./min.

PLUS® Pressure Feed High Efficiency Air Caps

#410 air cap (HE)	Primers, base coats, clearcoats, single stage, and low VOC Air Cap Order No. 192174 Air Cap Model No. AV-440-410 30-50 PSI 9-12 CFM Fluid tip 1.0 mm	Air Cap Pattern 12½"
#414 air cap (HE)	High solids Air Cap Order No. 192312 Air Cap Model No. AV-440-414 60-65 PSI inlet 19-22 CFM Fluid tip 1.2 mm	Air Cap Pattern 11-14"
Fluid Tips	1.0 mm, 1.2 mm, 1.3 mm, 1.4 mm	

Refer to Service Bulletin: SB-2-475



DETAIL #8
3-Piece Needle Packing Assembly

● Repair Kit 192227 (KK-5058-2)

Ref. No.	Description	Qty.
6	Baffle Seal	1
8	Packing	1
12	Gasket Kit	2
14	Fluid Needle Spring	1
15	Spring Pad	1
19	Air Valve Spring	1
20	Air Valve	1
22	U Cup Seal	1
23	Washer	1
24	Snap Ring	1
32	Fluid Cup Gasket	1
36	Retaining Clip	1
37	Seal	1
38	Pin	1

Chart 1: Air Cap

No. on Air Cap	Air Cap Order No.	Air Cap Model No.
410	192174	AV-440-410
414	192312	AV-440-414

Setup Information by Paint Brand: Request DeVilbiss paint company recommendation chart or consult your paint supplier specifications for the material being sprayed.

Chart 2: Fluid Tips and Needles

Tip Size in.	Tip Size mm	Fluid Tip (Ref. No. 5)	Suction Feed Fluid Needle (Ref. No. 11)	Pressure Feed Fluid Needle (Ref. No. 11)
0.039	1.0	AV-213-10	NR	GTI-449-12
0.047	1.2	AV-213-12	NR	GTI-449-12
0.055	1.4	AV-213-14	GTI-413	GTI-449-12
0.063	1.6	AV-213-16	GTI-413	NR
0.070	1.8	AV-213-18	GTI-413	NR

NR = Not Recommended

Ref. No.	Order No.	Model No.	Description	Ind. Parts Req.
1	—	—	Air Cap	1
2	191972	JGA-156-K10	Spring Clip (Kit of 10)	1
3	192042	GTI-3	Air Cap Retaining Ring	1
4	—	—	#410 Air Cap and Retaining Ring	1
5	—	See Chart 2	Fluid Tip	1
●6	192179	GTI-33-K5	Baffle Seal (Kit of 5)	1
7	192178	GTI-425	Baffle Assembly	1
●8	192109	JGA-4035-K5	Packing (Kit of 5)	1
9	190893	34411-122-K10	Packing Nut	1
10	192051	GTI-405	Spreader Valve	1
11	—	See Chart 2	Fluid Needle	1
●12	190161	JGS-72-K10	Gasket Kit (PTFE) (Kit of 10)	2
13	—	—	Body Bushing	1
●14	—	—	Fluid Needle Spring	1
●15	—	—	Spring Pad	1
16	190894	MBD-19-K10	Spring and Pad (Kit of 10)	1
17	192043	GTI-414	Needle Adjusting Screw	1
18	192139	KK-5059	Bushing, Spring, Pad and Knob Kit	1
●19	—	—	Air Valve Spring	1
●20	—	—	Air Valve	1
21	—	—	Air Valve Body	1
●22	—	—	U Cup Seal	1
●23	—	—	Washer	1
●24	—	—	Snap Ring	1
25	190780	JGS-449-1	Air Valve Assembly	1
26	190287	P-MB-51	Air Inlet Nipple 1/4" NPS(M)	1
27	—	—	Trigger Stud Screw	1
28	—	—	Trigger Stud	1
29	190889	JGS-478	Stud and Screw Kit	1
30	—	—	Trigger	1
31	191943	JGS-477-1	Trigger Stud, Screw Kit	1
●32	—	—	Fluid Inlet Gasket (PTFE)	1
33	—	—	Locknut	1
34	—	—	Fluid Inlet Adapter	1
35	190888	JGA-4042	Fluid Inlet, Gasket, Nut Kit	1
●36	—	—	Retaining Clip	1
●37	—	—	Seal	1
●38	—	—	Pin	1
39	192229	GTI-428-K5	Clip, Seal & Pin (Kit of 5 Each)	1
40	190828	JGA-132	Plug	1
41	192228	GTI-415	Air Adjusting Valve (Optional)	1



JGA®
CONVENTIONAL
PRESSURE FEED GUN

GRUPPO
Equipa



Order No. **110271** Model No. **JGA-504-765-12**

Order No. **110274** Model No. **JGA-504-777-14**

High Production,
High Performance

Worldwide choice for
large area refinishing

JGA® Conventional Pressure Feed Guns

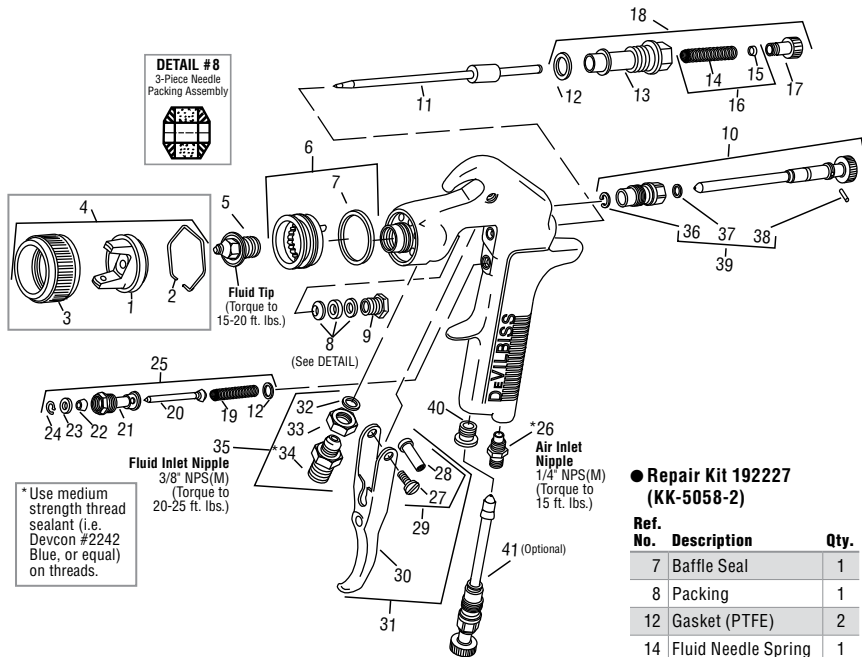
Order No. Model No.	Fluid Tip Type	Inlet Pressure (mm)	Application	Fluid Flow
110271 JGA-504-765-12	CNV. 1.2	60-65 PSI	High solids fleet materials	7-13 oz./min.
110274 JGA-504-777-14	CNV. 1.4	50-80 PSI	High solids fleet materials	9-17 oz./min.

CNV. = Conventional

JGA® Conventional Pressure Feed Air Cap

#	High solids air cap	Air Cap Order No.	Air Cap Model No.	Inlet Pressure	Fluid Flow	Air Cap Pattern
#765	Air Cap Order No. 192310 Air Cap Model No. AV-440-765 60-65 PSI inlet Fluid tip 1.2 mm	192310	AV-440-765	19-22 CFM		11-14"
#777	Air Cap Order No. 192066 Air Cap Model No. AV-440-777 50-80 PSI inlet Fluid tip 1.4 mm	192066	AV-440-777	17-25 CFM		11-14"

Refer to Service Bulletin: SB-2-259



● Repair Kit 192227 (KK-5058-2)

Ref. No.	Description	Qty.
7	Baffle Seal	1
8	Packing	1
12	Gasket (PTFE)	2
14	Fluid Needle Spring	1
15	Spring Pad	1
19	Air Valve Spring	1
20	Air Valve	1
22	U Cup Seal	1
23	Washer	1
24	Snap Ring	1
32	Fluid Inlet Gasket	1
36	Retaining Clip	1
37	Seal	1
38	Pin	1

● A quantity of necessary parts is included in 192227 Repair Kit (KK-5058-2) for complete gun repair and should be kept on hand for service convenience.

Suffixes: -K5 designates kit of multiple parts.
Example: JGA-4035-K5 is a kit of 5 packings.

Ref. No.	Order No.	Model No.	Description	Ind. Parts Req.
1	—	—	Air Cap	1
2	191972	JGA-156-K10	Spring Clip (Kit of 10)	1
3	192042	GTI-3	Air Cap Retaining Ring	1
4	See Chart 1	—	Air Cap & Retaining Ring	1
5	See Chart 1	—	Fluid Tip	1
6	192178	GTI-425	Baffle Assembly	1
●7	192179	GTI-33-K5	Baffle Seal (Kit of 5)	1
●8	192109	JGA-4035-K5	Packing (Kit of 5)	1
9	190893	34411-122-K10	Packing Nut (Kit of 10)	1
10	192051	GTI-405	Spreader Valve Assy	1
11	See Chart 1	—	Fluid Needle	1
●12	190161	JGS-72-K10	Gasket (PTFE) (Kit of 10)	2
13	—	—	Body Bushing	1
●14	—	—	Fluid Needle Spring	1
●15	—	—	Spring Pad	1
16	190894	MBD-19-K10	Spring & Pad (Kit of 10)	1
17	192043	GTI-414	Needle Adjusting Screw	1
18	192139	KK-5059	Bushing, Spring, Pad & Knob Kit	1
●19	—	—	Air Valve Spring	1
●20	—	—	Air Valve	1
21	—	—	Air Valve Body	1
●22	—	—	U Cup Seal	1
●23	—	—	Washer	1
●24	—	—	Snap Ring	1
25	190780	JGS-449-1	Air Valve Assembly	1
26	190287	P-MB-51	Air Inlet Nipple 1/4" NPS(M)	1
27	—	—	Trigger Stud Screw	1
28	—	—	Trigger Stud	1
29	190889	JGS-478	Stud & Screw Kit (3 Studs & 5 Screws)	1
30	—	—	Trigger	1
31	191943	JGS-477-1	Trigger, Stud & Screw Kit	1
●32	—	—	Fluid Inlet Gasket (PTFE)	1
33	—	—	Locknut	1
34	—	—	Fluid Inlet Adapter	1
35	190888	JGA-4042	Fluid Inlet, Gasket & Nut Kit	1
●36	—	—	Retaining Clip	1
●37	—	—	Seal	1
●38	—	—	Pin	1
39	192229	GTI-428-K5	Clip, Seal & Pin Kit (5 Each)	1
40	190828	JGA-132	Plug	1
41	192228	GTI-415	Air Adjusting Valve (Optional)	1

Chart 1

If this no. is on air cap, order →	Air Cap with Ring (Ref. No. 4)	Fluid Needle (Ref. No. 11)	Fluid Tips Used (Ref. No. 5)
765	192310 AV-440-765	192311 GTI-449-12	192168 AV-213-12
777	192066 AV-440-777	192311 GTI-449-12	192170 AV-213-14



DAGR®
GRAVITY AIRBRUSH
(.35MM)

Order No. Model No.
802609 DGR-501G-35

DAGR® Studio
GRAVITY AIRBRUSH,
2 CUPS AND HOSE

Order No. Model No.
803125 DGR-603

AirBlade®
Compressor with
Regulator (1/8 hp)

Order No. Model No.
803286 DGR-518-1

DAGR® Airbrush
& Compressor
Kit (1/8 hp)

Order No. Model No.
803285 DGR-604G-35



DGR-501G-35



DAGR® Studio **DGR-603**

Everything the Automotive Artist needs to get started!

- DAGR airbrush with 1/3 oz. cup
- 1/2 fl. oz. (14cc) cup and lid – ideal for spraying larger areas without refilling
- 10 ft. braided nylon air hose



803286 / DGR-518-1

803285 / DGR-604G-35

DAGR® Airbrush

Order No.	Model No.	Description
802609	DGR-501G-35	DAGR® Gravity Airbrush
803125	DGR-603	DAGR® Studio (Gravity Airbrush, 2 1/2-oz. Cups & 10-ft. Braided Hose)

Performance and Versatility for the Automotive Artist

Excellent Control

- Hairline detail to high paint-flow shading
- Smooth double action trigger
- Pre-set handle for precise control of paint flow

Versatile

- Sprays automotive paints to waterbased inks
- Removable 1/3 oz. gravity cup, with optional 1/4 oz. cups available, or spray with no cup

Comfortable

- Light weight and balanced
- Choice of trigger buttons

Durable

- Solvent proof fluid passages, PTFE needle packing
- Copper, nickel and chrome plated body

High Quality

- Precision made in U.S.A.

Value

- Crown cap standard for fine lines and needle protection
- Collector storage tin included

AirBlade® Compressors

Order No.	Model No.	Description
803286	DGR-518-1	AirBlade® Compressor w/Regulator (1/8 hp) .07 CFM, up to 30 PSI, 120V
803285	DGR-604G-35	Gravity DAGR®, AirBlade® Compressor w/Regulator (1/8 hp), Hose
803287	DGR-140	Regulator w/Filter, Moisture Trap, Hanger

AirBlade® Compressors Include:

- Regulator
- Water trap filter
- Airbrush holder

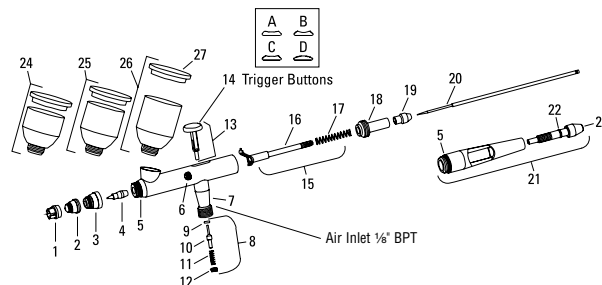
Refer to Service Bulletin: SB-2-055

Specifications

Operating Pressures	20 to 50 psi
Maximum Inlet Pressure	175 psi
Airbrush Plating	Nickel, copper, chrome
Needle Packing	PTFE (solvent-proof)

● DAGR Repair Kit 802635 (DGR-121K)

Ref. No.	Description	Qty.
5	O-ring (head cap & handle)	3
9	Air valve washer	2
17	Needle spring	1
22	O-ring (pre-set needle knob)	1



Ref. No.	Order No.	Model No.	Description	Ind. Parts Req.
1	802613	DGR-101	Crown cap	1
2	802615	DGR-103-35	Air cap (for .35mm nozzle)	1
3	802616	DGR-104	Head cap	1
4	802618	DGR-105-35	Nozzle (.35mm)	1
●5	—	—	O-ring (head cap & handle)	1
6	802619	DGR-106K	Packing and nut assembly (PTFE)	1
7	802620	DGR-107	Air valve casing	1
8	802621	DGR-108K	Air valve kit	1
●9	—	—	Air valve washer	1
10	—	—	Air valve plunger	1
11	—	—	Air valve spring	1
12	—	—	Air valve nut	1

Ref. No.	Order No.	Model No.	Description	Ind. Parts Req.
13	802622	DGR-109	Trigger assembly	1
14	802636	DGR-122K	Trigger buttons ergo-pack (4 types)	1
14a	—	—	Trigger button A (standard)	1
14b	—	—	Trigger button B	1
14c	—	—	Trigger button C	1
14d	—	—	Trigger button D	1
15	802623	DGR-110K	Needle guide, rocker, & spring	1
16	—	—	Needle guide and rocker	1
●17	—	—	Needle spring	1
18	802624	DGR-111	Spring guide	1
19	802625	DGR-112	Needle locknut	1

Ref. No.	Order No.	Model No.	Description	Ind. Parts Req.
20	802627	DGR-113-35	Needle (for .35mm nozzle)	1
21	802628	DGR-114	Cutaway handle w/pre-set	1
●22	—	—	O-ring (pre-set needle knob)	1
23	802630	DGR-116	Pre-set needle knob	1
24	802631	DGR-117	1/4 oz. (7 cc) cup and lid	1
25	802632	DGR-118	1/3 oz. (9 cc) cup and lid (standard)	1
26	802633	DGR-119	1/2 oz. (14 cc) cup and lid	1
27	802634	DGR-120	Cup lid	1
28	802635	DGR-121K	DAGR repair kit	•
29	802975	DGR-12-K5	Air valve washer kit (5)	1
30	802974	DGR-18-K5	O-ring (headcap, handle) kit (5)	1



DeKups® GRAVITY FEED DISPOSABLE CUP

The Ultimate in Productivity Saves Time and Money

- Better fluid flow for great color match
- Positive locking gun connection
- Refill without opening the cup
- Self-dispensing packaging
- Larger capacity cups

U.S. PATENT NOS. 6,820,824 AND 7,374,111 OWNED BY 3M INNOVATIVE PROPERTIES CO. ADDITIONAL U.S. PATENTS: NOS. 7,380,680; 7,354,074; 7,353,964; 7,350,418; 7,344,040; 7,263,893; 7,165,732; 7,086,549.

DeKups® ADAPTERS

802200 / DPC-43
Adapter
(DeVilbiss TEKNA, CVI, PLUS, GTi, Pri, JGA, Binks M1G, Sharpe Cobatt, Platinum & Titanium)



802201 / DPC-26
Adapter
(Accuspray Issac)



802202 / DPC-31
Adapter
(FinishLine 2, 3 & 4)



802203 / DPC-10
Adapter
(Sata NR 2000, RP, KLC, MCB & Jet 90 series,)



802204 / DPC-11
Adapter
(Sata NR95 & 92, Iwata LPH-400 & W400LV, Astro GF14, 17 & 20S, Finex FX 200 & FX 300)



802205 / DPC-13
Adapter
(Sagola)



802206 / DPC-23
Adapter
(DeVilbiss SRI, SRIW, SRIPro, Binks Cub)



802340 / DPC-500
Conversion
Adapter



802955 / DPC-64
Adapter
(StartingLine touch-up gun)



803120 / DPC-69-K1
Suction
Conversion
Kit



803237 / DPC-501
Adapter Kit
(Sata QCC full size)



803238 / DPC-502
Adapter Kit
(Sata Mini, QCC and Threaded)



803314 / DPC-78
Adapter
(Iwata SuperNova AirGuns, LPN300, W300)



803420 / DPC-81
Adapter
(StartingLine full-size gun, Sharpe Finex 1000, 2000, 3000)



DEKUPS®

by DeVilbiss

GRUPPO EQUIPA



34 oz. DPC-600 & DPC-608 24 oz. DPC-601 & DPC-606 9 oz. DPC-602 & DPC-607



24 oz. cup

DeKups® Disposables and Reusables

Order No. Model No.	Description
802102 DPC-602	9 FL. OZ./265 ml Disposable cup/lid (32)
802101 DPC-601	24 FL. OZ./710 ml Disposable cup/lid (32)
802100 DPC-600	34 FL. OZ./1000 ml Disposable cup/lid (32)
802972 DPC-607	9 FL. OZ./265 ml Reusable sleeve/lid (2)
802759 DPC-606	24 FL. OZ./710 ml Reusable sleeve/lid (2)
802973 DPC-608	34 FL. OZ./1000 ml Reusable sleeve/lid (2)
803474 DPC-524	24 FL. OZ. / 34 FL. OZ. Disposable lid (32)

For additional adapters see www.autorefinishdevilbiss.com


ACCESSORIES

802976 / DPC-42-K24 24 oz./34 oz. Disk filter (125 micron) (24) White frame/White mesh	802977 / DPC-65-K24 9 oz. Disk filter (125 micron) (24) White frame/White mesh
---	---

802978 DPC-66-K24
24 oz./34 oz. Disk filter (200 micron) (24)
Black frame/White mesh



802979 DPC-67-K24
9 oz. Disk filter (200 micron) (24)
Black frame/White mesh




802106 DPC-14-K10
Coarse filter (600 micron)
Thick paint (10)



802107 DPC-17-K10
Fine filter (300 micron)
Colors/clears (10)



802108 DPC-27-K10
Very fine filter (200 micron)
Pearls (10)



802950 / DPC-59-K10
24 oz. Universal measuring guide (10)

802951 / DPC-60-K10
9 oz. Universal measuring guide (10)


802952 / DPC-61-K10
34 oz. Universal measuring guide (10)

802953 / DPC-62-K10
24 oz. 2:1 and 3:1 Measuring guide (10)


802954 / DPC-63-K10
24 oz. 4:1 and 5:1 Measuring guide (10)




802334 / BXX-1279
Filters & plugs storage case




192316 / DPC-8
Cleaning bottle




802212 / DPC-44
Cleaning brush



802109 / DPC-22-K24
Disposable funnel (24)



803474 / DPC-524
Disposable lid (32)





DeKups® Demo/Trial Kit

Order No. **803130** Model No. **DPC-654**

DeKups® Shop Start Up Kit

Order No. **802371** Model No. **DPC-650**

U.S. PATENT NOS. 6,820,824 AND 7,374,111 OWNED BY 3M INNOVATIVE PROPERTIES CO. ADDITIONAL U.S. PATENTS: NOS. 7,380,680; 7,354,074; 7,353,964; 7,350,418; 7,344,040; 7,263,893; 7,165,732; 7,086,549.

Get Started with DeKups Today!

- Anti-static disposables
- Contains the perfect amount for several jobs
- Better fluid flow for greater color match
- Positive locking gun connection
- Anti-static cups for improved metallic distribution
- Larger capacity cups

3 oz. Disposable Cup

Order No. **803510** Model No. **DPC-503-K24**
(Kit of 24 cups & lids)



803130 / DPC-654



802371 / DPC-650

Demo Trial Kit

Adapter for DeVilbiss/TEKNA/Finishline/Binks (DPC-31, DPC-43), 24 oz. Reusable Sleeve & Lid (1), 24 oz. Disposable Cups & Lids (8), Plugs (5), Disk Filter 125 Micron (4), Barrel Filter 300 Micron (1), Funnel (1), Measuring Guide (1), How-to-Use Guide



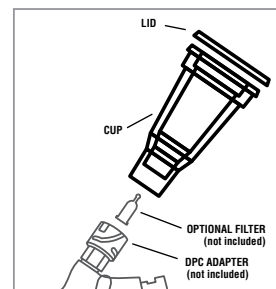
Shop Start Up Kit

24 oz. Reusable Sleeve & Lid (3), 9 oz. Reusable Sleeve & Lid (1), 24 oz. Disposable Cups & Lids (32), 9 oz. Disposable Cups & Lids (32), 24/34 oz. Disk Filter 125 Micron (12), 9 oz. Disk Filter 125 Micron (12), Barrel Filter 300 Micron (10), Barrel Filter 600 Micron (10), Funnel (24), 3 oz. Disposable Cups (3), Cleaning Brush, Cleaning Bottle, Magnets (5), How-to-Use Guide



803510 / DPC-503-K24

Fits ALL DeKups Adapters



- Simple and affordable solution for spot repair and spraying at mobile repair locations
- Vented cup design provides consistent fluid flow for better color match and a better quality finish
- Easy and secure fit over DeKups® adapters



Gunner Cup by DeVilbiss



Mix.

- Extensive range of paint company specified mixing ratios.
- Eliminate need for additional mix cups



Store.

- Flat lid available for easy stacking and storing.

Flow.

- The vented system and large filter design allow for better fluid flow and color match
- Less fluid flow restriction and starvation make it an ideal solution for spraying waterborne and clearcoats.

Cups, Lids & Adapters

Order No.	Model No.	Description	Qty/Pkg
803431	DMK-621	24 oz. cup/filter lid – 125 micron blue filter	48
803432	DMK-622	24 oz. cup/filter lid – 200 micron green filter	48
803433	DMK-26	Storage lid, 24 oz. cup	48
803434	DMK-421	Filter lid for 24 oz. cup – 125 micron filter	48
803435	DMK-422	Filter lid for 24 oz. cup – 200 micron filter	48
803436	DMK-110	Adapter, Sata NR2000 & RP	1
803437	DMK-111	Adapter, Sata NR92/95, Iwata 400	1
803438	DMK-143	Adapter, DeVilbiss, Binks & Sharpe	1
803439	DMK-178	Adapter, Iwata SuperNova & W300	1
803440	DMK-181	Adapter, StartingLine Full Size	1
803442	DMK-1500	Conversion Adapter, 3M	1
803570	DMK-1501	Conversion Adapter, Sata	1
803594	DMK-6-K24	Cap plug, 1/4 dia., for Gunner Cups (waterborne use only)	24
803607	DMK-1654	Gunner Cup demo kit	1



Pressure Tanks

**HEAVY-DUTY,
A.S.M.E. CODE
PRESSURE TANKS**

- Comply with O.S.H.A. Regulations

9.8 Gallon A.S.M.E. Code Pressure Tank

- Quick, efficient cleanup with anti-stat liners
- Holds a 5-gallon pail

2.7 Gallon A.S.M.E. Code Pressure Tanks

- Available in single and double regulated versions
- Quick, efficient cleanup with anti-stat liners



183G-520



Pressure Tanks

Order No.	Model No.	Capacity	Regulation	¾ H.P. Air Driven Agitation included
901558	83C-210	2.7 gal.	Single	No
901560	83C-220	2.7 gal.	Double	No
901561	83C-221	2.7 gal.	Double	Yes
930780	183G-520	9.8 gal.*	Double	No (available separately)

*183G-520 holds a 5-gallon pail



83C-220



83C-221

ACCESSORIES

192231
PTS-2GAL-K20400
2.7 gal. strainer



130090
HGS-5242
Fluid regulator



192242
HAR-511
60 CFM fluid pressure tank regulator



191696
PTL-406-K20
9.8 gal tank liner



180073
VS-532
Filter assembly



180053
QMG-418
Agitator assy.



180068
QS-5012
Air motor/gearbox drive



180042
JGA-444
Fluid tube



Pressure Tank Liners



PTL-406-K20



80-356



PT-52 & PT-52-K60

Pressure Tank Liners

Order No.	Model No.	Description
192143	PT-52	Tank Liner (order quantity 10)
192153	PT-52-K60	Tank Liner
191696	PTL-406-K20	Tank Liner

Tank Liner Selection Chart

	Tank Liners			DEVILBISS Pressure Tanks				BINKS Pressure Tanks and Cups					
	Fits Tank Size	Case Qty.		All PT Series Tanks	QMG-5200 QMST-5200	QMG-5500 QMST-5500	QMG-51000 QMST-51000	83B, 83C	183G-500 83G-500	2 Qt. Cup Steadi-Grip	83-5600 83-15600	83-5500 83-15500	83-5400
DeVilbiss	PT-52	2.7 gal.	10	X	X			X					
	PT-52-K60	2.7 gal.	60	X	X			X					
	PTL-406-K20	9.8 gal.	20			X			X				
	PTL-410-K8	11.8 gal.	8				X						
Binks	80-356	2 qt.	12						X				
	83-2878	2 gal.	12							X			
	6-228-60	2 gal.	60								X		
	6-238-60	2 gal.	60									X	
	6-239	5 gal.	24										X

DeVilbiss PT-52 series tank liners also fit Binks 83B and 83C tank series

DeVilbiss PTL-406 series tank liners also fit Binks 83G-500 and 183G-500 tank series

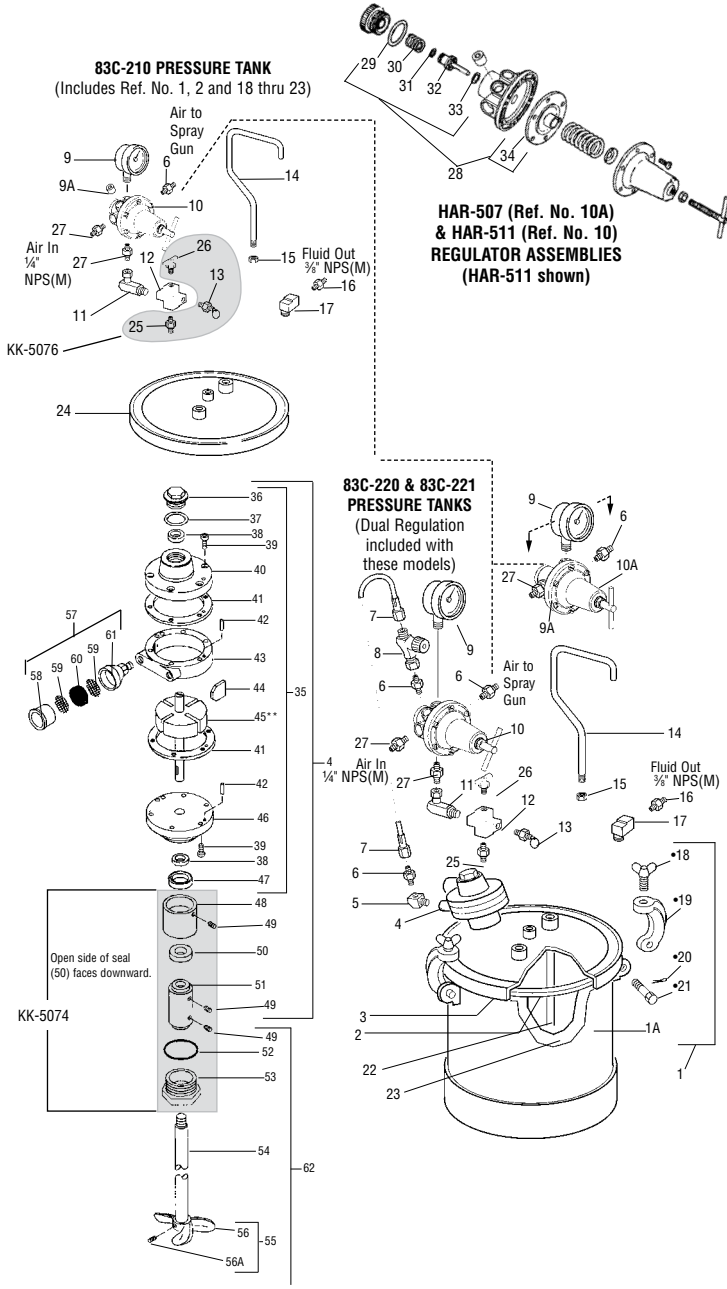
Binks PTL-408 series tank liners also fit DeVilbiss QMG-5500 and QMST-5500 tank series





PT II™ A.S.M.E. Code Pressure Tanks PARTS AND ASSEMBLY

Refer to Part Sheet: SBBI-21-044



Ref. No.	Order No.	Model No.	Description	Parts Req.
1	—	—	Tank Assy. Kit (Includes #'s 1A, 18, 19, 20 & 21)	1
1A	—	—	Tank Shell	1
2	192070	PT-33-1	Lid Gasket, Santoprene	1
3	—	—	Lid, Zinc Plated (Agitator)	1
4	—	—	Air Motor/Adapter Assy. (#'s 35, 48, 49, 50 & 51)	1
5	Purchase locally	—	Street Elbow 1/4" NPT (F) x 1/4" NPT (M)	1
6	240006	H-2008	Nipple 1/4" NPT (M) (83C-210 & 83C-220) x 1/4" NPS (M) (83C-211 & 83C-221)	2
3	—	JGA-4035-K5	Packing (Kit of 5)	1
7	—	—	Hose Assembly	1
8	180005	HAV-500	Air Adjusting Valve 1/4" NPS (F) x 1/4" NPT (M)	1
9	901540	83-2727	Gauge (83C-210 & 83C-220) Gauge (83C-211 & 83C-221)	1 2
9A	Purchase locally	—	Pipe Plug 1/4" NPT(M) (Supplied/Regulator)	1
10	192242	HAR-511	Regulator (All regulated models)	1
10A	130059	HAR-507	Regulator (83C-211 & 83C-221)	1
11	190360	SSP-30-ZN	90° Swivel Adapter 1/4" NPS (F) x 1/4" NPT (M)	1
12	Purchase locally	—	Cross 1/4" NPT (F)	1
★13	—	—	Safety Valve, 80 PSI	1
14	190290	PT-32	Handle	1
15	Purchase locally	—	Hex Nut 3/8" -16	1
16	240000	AD-11	Nipple 3/8" NPT (M) x 3/8" NPT (M), S.S.	1
17	Purchase locally	—	Street Elbow 3/8" NPT (F) x 3/8" NPT (M), S.S.	1
*18	—	—	Thumb Screw	4
*19	—	—	Yoke Assembly	4
*20	—	—	Cotter Pin, 3/32 x 1"	4
*21	—	—	Hinge Pin	4
22	190289	PT-31	Fluid Tube	1
23	192153	PT-52	Tank Liner	
24	—	—	Lid, Zinc Plated	1
★25	—	—	Hex Nipple 1/4" NPT (M)	1
★26	—	—	Drain Valve	1
27	901552	83-4233	D.M. Nipple (Universal Pipe Thread) (83C-210 & 83C-211) (83C-220 & 83C-221)	2 3
28	191554	KK-4977	Repair Kit	1
29	—	—	O-Ring	1
30	—	—	Spring	1
31	—	—	O-Ring	1
32	—	—	Valve	1
33	—	—	O-Ring	1
34	—	—	Diaphragm Assembly	1
35	190301	PT-410	Air Motor Assembly	1
36	—	—	End Cap	1
†37	—	—	End Cap Gasket	1
38	190313	PT-58	Bearing	2
39	Purchase locally	—	Screw (1/4" -28 x 1/2")	12
●40	—	—	Front Plate	1
†41	—	—	End Plate Spacer	2
42	—	—	Dowel Pin	4
●43	—	—	Body	1
†44	—	—	Vane	4
45	—	—	Rotor Assembly	1
●46	—	—	End Plate	1
47	190311	PT-56	Shaft Seal	1
48	—	—	Air Motor Adapter	1
■49	Purchase locally	—	Set Screw (1/4" -20 x 1/4")	4
■50	190292	KK-5041	Seal Assembly	1
■51	—	—	Shaft Coupling	1
■52	190354	SSG-8096-K5	O-Ring (Kit of 5)	1
■53	—	—	Adapter Nut	1
54	—	—	Shaft	1
55	—	—	Propeller Assembly	1
56	—	—	Propeller	1
56A	Purchase locally	—	Set Screw (1/4" -20 x 3/8" S.S.)	1
57	—	—	Muffler Assembly	1
58	See 57	—	Body	1
◆59	See 57	—	Screen	2
†60	See 57	—	Felt	1
61	See 57	—	Cap	1
62	192271	KK-5075	Agitator Shaft Assy. (Optional-Order Separately)	1

- * Parts included in KK-5057 Kit (1 ea. of #'s 18, 19, 20 & 21).
- Parts included in PT-410 Air Motor Assembly.
- † Parts included in KK-5001-1 Air Motor Repair Kit.
- ◆ Parts included in KK-5006 Strainer Screen & Felt Kit (2 ea. of #59, 4 ea. of #60).
- ★ Parts included in KK-5076 Kit (1 ea. of #'s 13, 25 & 26).
- Parts included in KK-5074 Kit (1 ea. of #'s 49, 50, 51, 52 & 53).

Suffixes: -K designates kits of multiple parts. Example: SSG-8096-K5 is a kit of 5 O-Rings.



KBII™ Pressure Cup

Order No. Model No.
120033 KB-555

EZ Liner Kit for KBII

Order No. Model No.
192025 KK-5051

Comfortable to carry.
Easy clean ups with disposable liners



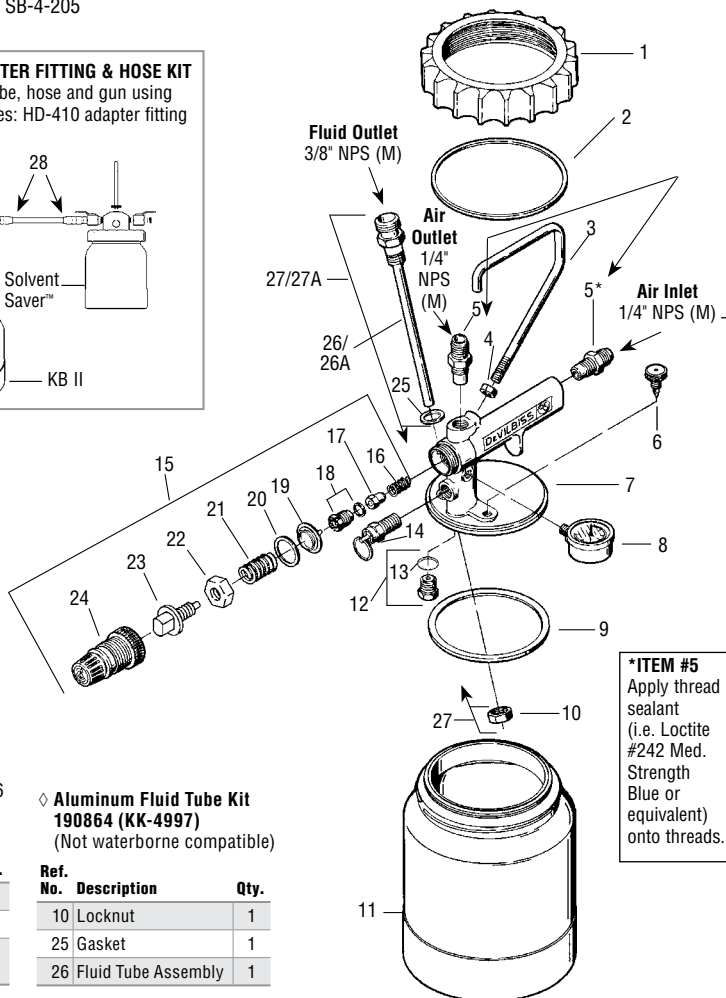
KBII™ Pressure Cup and Liner Kit

Order No. Model No.	Capacity	Regulation	3/4" H.P. Direct Drive Air Driven Agitation Included
120033 KB-555	2-qt.	Yes	N/A
192025 KK-5051	EZ Liner Kit for KBII (20 liners, 20 lids, 3 rings)		



Refer to Service Bulletin: SB-4-205

192026 (KK-5052) ADAPTER FITTING & HOSE KIT
Allows flushing of cup tube, hose and gun using SolventSaver™. Kit includes: HD-410 adapter fitting and 2' hose assembly.



◆ **Stainless Steel Fluid Tube Kit 190863 (KK-4996)**
For waterborne compatibility use KK-5051 disposable cup liners and KK-4996 Fluid Tube Kit

◇ **Aluminum Fluid Tube Kit 190864 (KK-4997)**
(Not waterborne compatible)

Ref. No.	Description	Qty.
10A	Locknut	1
25A	Gasket	1
26A	Fluid Tube Assembly	1

Ref. No.	Description	Qty.
10	Locknut	1
25	Gasket	1
26	Fluid Tube Assembly	1

***ITEM #5**
Apply thread sealant (i.e. Loctite #242 Med. Strength Blue or equivalent) onto threads.

Ref. No.	Order No.	Model No.	Description	Ind. Parts Req.
1	190573	KB-64	Retaining Ring	1
●2	190577	KB-81-K5	Slip Ring (Kit of 5)	1
+3	190575	KB-74	Handle – Secondary	1
4	(purchase locally)		Nut 5/16" -18	1
5	190287	P-MB-51	Adapter	2
●6	190574	KB-66	Pressure Bleed Valve (For KB-555)	1
7	190901	KB-70	Lid w/handle (For KB-555)	1
8	190761	GA-355	Pressure Gauge 0-30 PSI	1
●9	190576	KB-80-K5	Gasket (Kit of 5)	1
◇10	190249	MBD-11-K5	Locknut (For KB-555, Kit of 5)	1
◆10A	—		Locknut	1
11	190578	KB-422	2 qt. cup (For KB-555)	1
●12	191200	KB-432-K3	Check Valve (Kit of 3)	1
●13	190692	KB-85-K5	Gasket (Kit of 5)	1
14	190582	TIA-4355	Safety Valve	1
15	190848	KB-428-1	Regulator Assembly	1
16	—		Valve Spring	1
17	—		Valve, PTFE	1
18	—		Valve Seat & O-Ring Assembly	1
19	—		Diaphragm, PTFE protected	1
20	—		Slip Ring	1
21	—		Regulator Spring	1
22	—		Nut	1
23	—		Adjusting Screw	1
24	—		Bonnet	1
◆25	190175	KB-60-K6	Gasket (Kit of 6)	1
◇26	—		Fluid Tube Assembly (Aluminum)	1
◆26A	—		Fluid Tube Assembly (Stainless Steel)	1
27	190864	KK-4997	Fluid Tube Kit – (Aluminum for KB-555)	1
27A	190863	KK-4996	Fluid Tube Kit – (Stainless Steel)	1
28	192026	KK-5052	Adapter Fitting & Hose Kit	1
29	192025	KK-5051	Cup Liner Kit	1

● Recommended spare parts.
+ A secondary handle (3) has been provided with each cup. May be used for "Belt Hanging."
Suffixes: -K2, -K3, -K5, -K6 designate kits of multiple parts.
Example: KB-81-K5 is a kit of 5 Slip Rings.



Solvent Saver™ Hose & Gun Cleaner



Solvent Saver™ Hose & Gun Cleaner

3/4" H.P.
Direct Drive
Air Driven
Agitation
Included

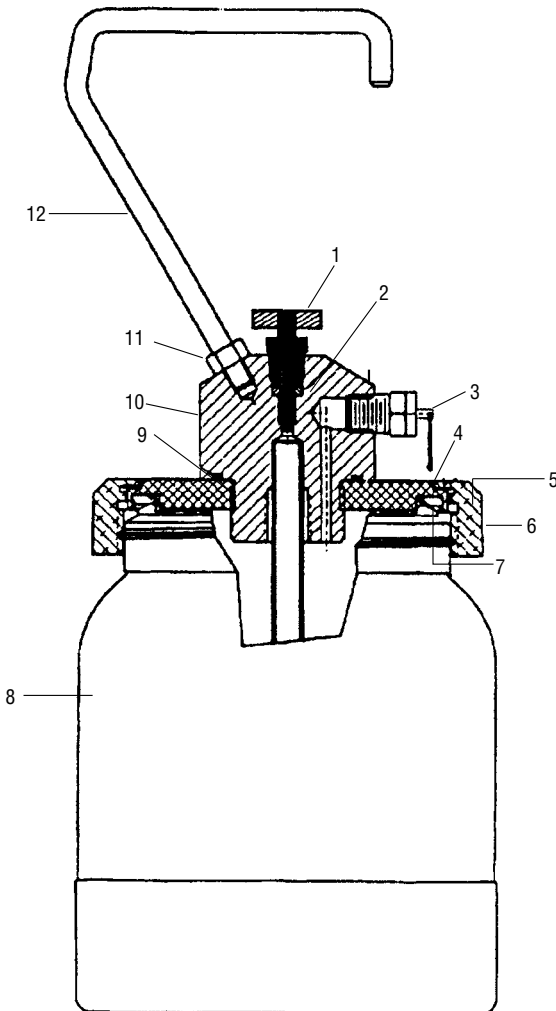
Order No. Model No.	Capacity	Regulation	Agitation Included
180037 HD-503	2-qt.	N/A	N/A

Order No. 180037 Model No. HD-503

A Real Time Saver

Cleans fluid hoses
quickly without
wasting solvent

Refer to Service Bulletin: SB-14-052



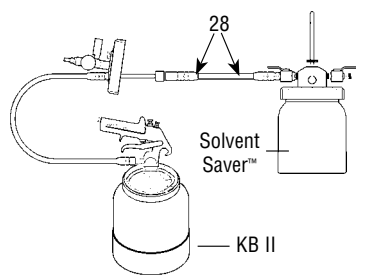
Ref. No.	Order No.	Model No.	Description	Ind. Parts Req.
1	—	—	Needle Valve Assembly	1
2	—	—	Needle Valve Gasket (Kit of 2)	1
3	190582	TIA-4355	Safety Valve	1
4	—	—	Lid	1
5	190577	KB-81-K5	Ring Gasket (Kit of 5)	1
6	190573	KB-64	Retaining Ring	1
7	190576	KB-80-K5	Gasket Kit (Kit of 5)	1
8	190578	KB-422	Cup (2 quart)	1
9	191882	SSG-8184-K2	O-Ring Kit (Kit of 2)	1
10	—	—	Hub Assembly	1
*11	Purchase locally	—	Nut (5/16-18)	1
12	190575	KB-74	Handle	1

OPTIONAL:

192026 (KK-5052)

ADAPTER FITTING & HOSE KIT

Allows flushing of cup tube, hose and gun using SolventSaver™. Kit includes: adapter fitting and 2' hose assembly.





CT Plus™ 5-STAGE FILTER SYSTEM

Order No.
130522

**Complete
compressed air
treatment and
drying center**



CAMAIR
by DeVilbiss

CamAir CT Plus™

Order No. Description

130522	CT Plus 5-stage desiccant filter system
130517	Filter element, water (1st stage)
130518	Filter element, coalescing (2nd stage)
130504	DC30 desiccant cartridge

GRUPO
Equipa

Worry free air filtration for top quality paint jobs

- First stage filter removes oil, water and dirt down to 40 micron
- Second stage coalescer removes oil vapors and dirt particles down to .01 micron
- CT30 desiccant tank repeats dirt and oil aerosol removal and removes humidity

30 CFM air flow capacity

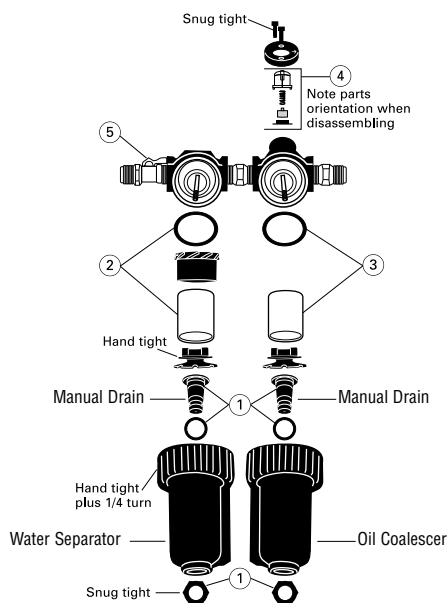
Easy and economical maintenance

- Longer desiccant life
- Air inlet valve shuts off CT Plus™ air without having to shut off shop air
- No tools needed to change first and second stage filters
- Easy change-out desiccant cartridge bag

Ergonomic, self-relieving regulator



Refer to Service Bulletins and Instructions: SB-6-182, SI-6-18-8, SI-6-18-10



2-Stage Filter Set Parts

Ref. No.	Part No.	Description	Ind. Parts Req.
1	130519	Drain Kit (1 set)	1
2	130517	Filter Element, Water	1
3	130518	Filter Element, Coalescing	1
4	130520	Indicator Kit, Coalescing	1
5	VA-595	Shut-off Valve	1

2-STAGE FILTER SPECIFICATIONS

Air Flow	65 SCFM @ 90 PSIG
Max. Pressure	150 PSIG
Max. Temperature	150°F



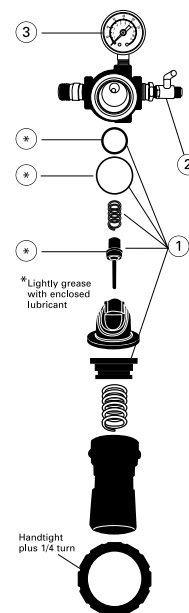
CT30 Parts

Ref. No.	Order No.	Description	Ind. Parts Req.
1	130505	Humidity Indicator (1 Humidity Indicator Paper included)	1
2	130511	Drain (Manual)	1
3	130510	Gasket	1
*4	130504	Desiccant Cartridge (not shown)	1

* Material Safety Data Sheet (MSDS-52) available upon request.

CT30 SPECIFICATIONS

Air Inlet	1/2" NPT (Female)
Air Outlet	1/2" NPT (Female)
Air Flow Capacity	30 CFM
Max. Operating Pressure	200 PSIG (14 Bar)
Max. Temperature	150°F (65.6°C)
Humidity Indicator	Green: OK Yellow: Replace Desiccant
Water Vapor Removal	-40°F Dew point
Partical Removal	0.1 micron
Manual Drain	Included



Regulator Parts

Ref. No.	Part No.	Description	Ind. Parts Req.
1	130521	Regulator Kit	1
2	VA-594	Shut-off Valve	1
3	GA-288	Gauge	1

REGULATOR SPECIFICATIONS

Air Flow	65 SCFM @ 100 PSIG
Max. Inlet Pressure	250 PSIG
Regulated Pressure Range	2-125 PSIG
Max. Temperature	175°F

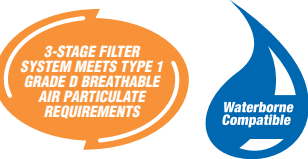


2-Stage Filter System


Order No.
130523

3-Stage Filter System

Order No.
130526




130523
2-Stage w/Regulator



Water Separator Oil Coalescer

130526
3-Stage w/2 Regulators



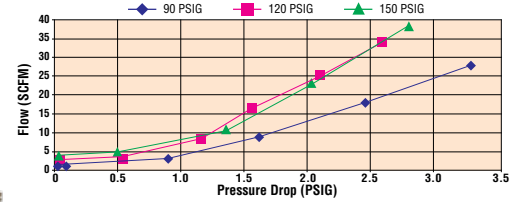
Water Separator Oil Coalescer Charcoal Adsorber



CamAir Filter Systems

Order No.	Description
130523	2-stage filter unit with regulator
130526	3-stage filter unit with 2 regulators

Flow vs Pressure Drop of 130523 2-Stage Filter Unit

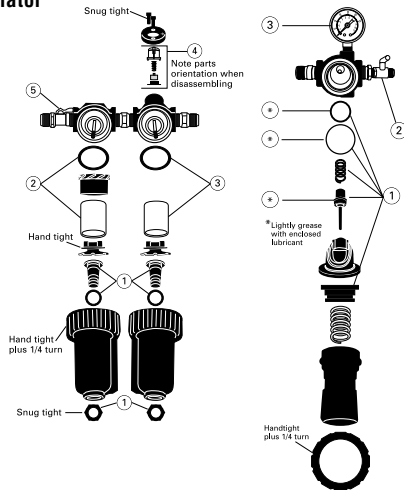


Air Filtration/Regulation Systems

- Compact and effective—perfect for cramped shop spaces
- Removes dirt, water and oil from air lines to 0.01 micron—assures superior finishes
- Quick change bowls and air inlet valve accommodate rapid, trouble free maintenance without shutting off main shop air
- Combine 2-stage filter with the CT-30 desiccant dryer to create a CT Plus 5-stage filter system
- 65 SCFM @ 90 PSIG

Refer to Service Bulletins and Instructions: SB-6-182, SI-6-18-8, SI-6-18-10

130523 2-Stage w/Regulator



2-Stage Filter Set Parts

Ref. No.	Part No.	Description	Ind. Parts Req.
1	130519	Drain Kit (1 set)	1
2	130517	Filter Element, Water	1
3	130518	Filter Element, Coalescing	1
4	130520	Indicator Kit, Coalescing	1
5	VA-595	Shut-off Valve	1

2-STAGE FILTER SPECIFICATIONS

Air Flow 65 SCFM @ 90 PSIG
Max. Pressure 150 PSIG
Max. Temperature 150°F

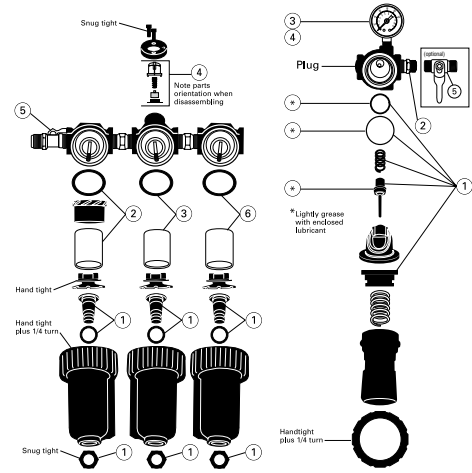
REGULATOR SPECIFICATIONS

Air Flow 65 SCFM @ 100 PSIG
Max. Inlet Pressure 250 PSIG
Regulated Pressure Range 2–125 PSIG
Max. Temperature 175°F

2-Stage Regulator Parts

Ref. No.	Part No.	Description	Ind. Parts Req.
1	130521	Regulator Kit	1
2	VA-594	Shut-off Valve	1
3	GA-288	Gauge	1

130526 3-Stage w/Regulators



3-Stage Filter Set Parts

Ref. No.	Part No.	Description	Ind. Parts Req.
1	130519	Drain Kit (1 set)	1
2	130517	Filter Element, Water	1
3	130518	Filter Element, Coalescing	1
4	130520	Indicator Kit, Coalescing	1
5	VA-595	Shut-off Valve	1
6	130527	Filter Element, Charcoal	1

3-Stage Regulator Parts

Ref. No.	Part No.	Description	Ind. Parts Req.
1	130521	Regulator Kit	1
2	H-2008	Adapter	1
3	GA-288	Gauge	1
4	GA-375	Gauge, Upside Down	1
5	VA-594	Shut-off Valve (optional)	1



CT30 & CT30P DESICCANT CARTRIDGE DRYERS

Order No.
130500
CT30 Wall Mount

Order No.
130501
CT30-P Portable

Completely portable – Allows placement at point of use

Patent No.
7361214



CT Desiccant Cartridge Dryer

Order No.	Description
130500	Desiccant Air Dryer wall mount
130501	Desiccant Air Dryer portable with stand




130501 (CT30-P)

Easy Change Desiccant Air Dryer

- CT series desiccant air dryers remove water vapor from the compressed air down to a dew point of -40° F
- Quick change 10 lb. desiccant cartridge bag is made of a special fiber media which removes oil aerosols and solid particles down to 0.1 micron—meaning no need for coalescing or final filters
- Install at point of use
- 30 CFM air flow capacity

Refer to Service Bulletin: SB-6-182



Ref. No.	Order No.	Description	Ind. Parts Req.
1	130505	Humidity Indicator (1 Humidity Indicator Paper included)	1
2	130511	Drain (Manual)	1
3	130510	Gasket	1
*4	130504	Desiccant Cartridge (not shown)	1

*The Material Safety Data Sheet (MSDS-52) is available upon request.

SPECIFICATIONS

Air Inlet	½" NPT (Female)
Air Outlet	½" NPT (Female)
Air Flow Capacity	30 CFM
Maximum Operating Pressure	200 PSIG (14 Bar)
Maximum Temperature	150°F (65.6°C)
Humidity Indicator	Green: OK Yellow: Replace Desiccant -40°F Dew point 0.1 micron Included
Water Vapor Removal	
Partical Removal	
Manual Drain	





DAD-500™ DESICCANT AIR DRYER SYSTEM

Order No. **130026** Model No. **DAD-500**

Avoid Costly Redo's

- Properly maintained air filtration system eliminates moisture and dirt in air lines
- Install at point of use

Also includes ½" ball valve shutoff for easy maintenance




Desiccant Air Dryer

Order No.	Model No.	Description
130026	DAD-500	3-stage desiccant air dryer system

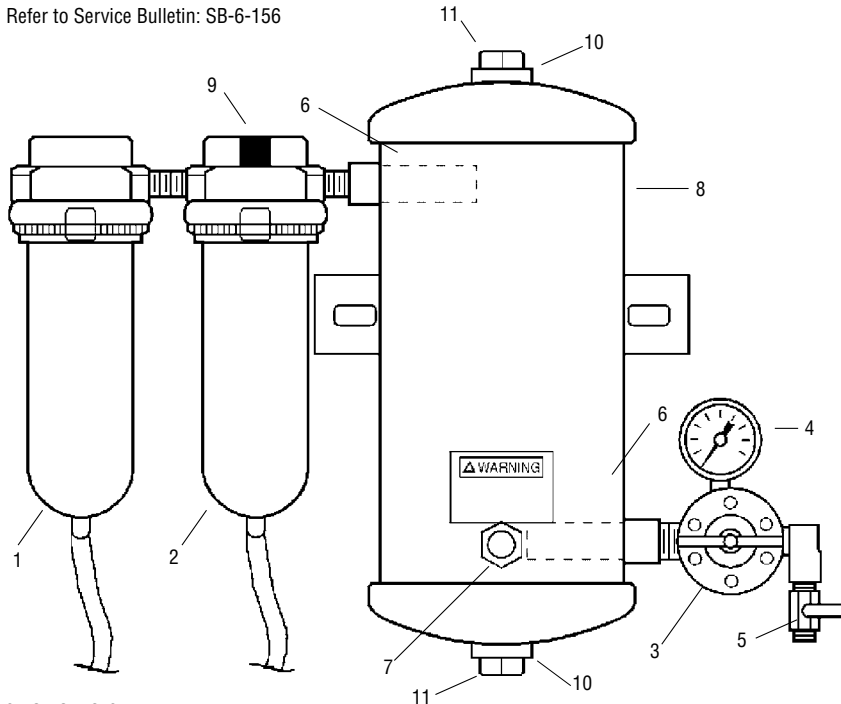
Compare DeVilbiss filtered air vs. unfiltered air
DeVilbiss' DAD-500 filters out contaminants to .01 micron



Compare the humidity reading before and after filtering with DeVilbiss DAD-500



Refer to Service Bulletin: SB-6-156



Ref. No.	Order No.	Model No.	Description	Ind. Parts Req.
1	130041	13-0041	Water Separator Filter	1
2	130027	HAF-505	Oil Coalescing Filter	1
3	130059	HAR-507	Air Regulator	1
4	190564	GA-288	Gauge	1
5	240039	VA-542	Ball Valve	1
6	190953	DAD-8	Air Filter (inside of tank)	2
7	190895	DAD-400	Humidity Indicator (paper included)	1
8	190877	PT-417	Desiccant Tank (without desiccant) (incl. #6)	1
9	190883	HAF-404	Filter Change Indicator	1
+	190831	DAD-1	Desiccant Refill	1
+	190727	HAF-6	Filter (see Key Maintenance Items chart)	1
+	190845	HAF-28	Filter (see Key Maintenance Items chart)	1
10	802153	SSG-8217-K2	O Ring Kit	1
11	802154	PT-96	Pipe Plug special 1-1/2 NPT	2
12	801288	VA-595	Brass Shut Off Valve (not shown)	1

+ Key Maintenance Items (Replace periodically for efficient performance)

Order No.	Model No.	Description
190831	DAD-1	Desiccant Refill
190727	HAF-6	First stage water separator filter element (5 micron)
190845	HAF-28	Second stage coalescing filter element (.01 micron)

SPECIFICATIONS:

13-0041 (HAF-502) Water Separator Filter
Air Inlet & Air Outlet ½" NPT(F)
Air Flow Capacity 100 CFM
Max. Operating Pressure 150 PSIG (10.3 Bar)
Max. Temp. 150°F (65.6°C)
Automatic Drain Standard
Filter 5 micron

HAF-505 Oil Coalescing Filter
Air Inlet & Air Outlet ½" NPT(F)
Air Flow Capacity 55 CFM
Max. Operating Pressure 150 PSIG (10.3 Bar)
Max. Temperature 150°F (65.6°C)
Automatic Mechanical Drain Standard
Pressure Differential Indicator Standard
Filter 0.01 micron

Desiccant Dryer
Air Inlet & Air Outlet ½" NPT(F)
Air Flow Capacity 25 CFM
Max. Operating Pressure 150 PSIG (10.3 Bar)
Max. Temperature 150°F (65.6°C)
Humidity Indicator Standard
Water Vapor Removal -40°F Dew Point

HAR-507 Air Regulator
Air Inlet ¾" NPT(F)
Air Outlet ¼" NPT(F) (3 each)
Air Flow 60 CFM
Max. Operating Pressure 150 PSIG (10.3 Bar)
Max. Temperature 120°F (48.9°C)

VA-595 Main Air Supply Shut Off Valve (not shown)
Air Inlet & Air Outlet ½" NPT(M)
Max. Operating Pressure 175 PSIG (12.0 Bar)

Shipping Weight DAD-500: 35 lbs

Dimensions DAD-500: 22" x 17" x 18"

• Tune-Up Kit 130030 (DAD-600)

Model No.	Description	Qty.
DAD-1	Desiccant Refill	1
HAF-6	Filter Element for 13-0041	1

• Tune-Up Kit 802182 (DAD-600-1)

Model No.	Description	Qty.
DAD-1	Desiccant Refill	1
HAF-6	Filter Element for 13-0041	1
HAF-28	Filter Element for HAF-505	1



CAMAIR QC3 FILTER AND DRYER UNIT

QC3 Desiccant Cartridge Dryer

Order No.	Description
130525	Desiccant Filter and Dryer Unit
130524	QC3 Filter and Desiccant Cartridge Replacement

Order No.
130525

A Great Choice for Light Usage such as Low Volume Shops, Restorers, Customizers, and Hobbyists

- Three-stage filtering with 0.1 micron rating produces clean, oil- and humidity-free air.
- High performance filtration with only 2 PSI pressure drop.
- Quick change filter cartridge is easy to maintain. Bowl removal tool included.
- Larger filter media and longer life desiccant than disposable dryers
- Install at point of use



FinishLine® AIR CONTROL UNIT

Order No.	Model No.	Description
130099	HAR-602	120 CFM air line filter w/ 50 CFM regulator
192315	HAF-39	Filter element and gasket kit

Order No. **130099** Model No. **HAR-602**

- Includes:**
- 5 micron particle filter
 - Mounting bracket
 - Regulator and gauge

- The Value Leader**
- Removes moisture and dirt
 - Regulates air pressure

ACCESSORIES

192314 / GA-375
Gauge for HAR-520 regulator



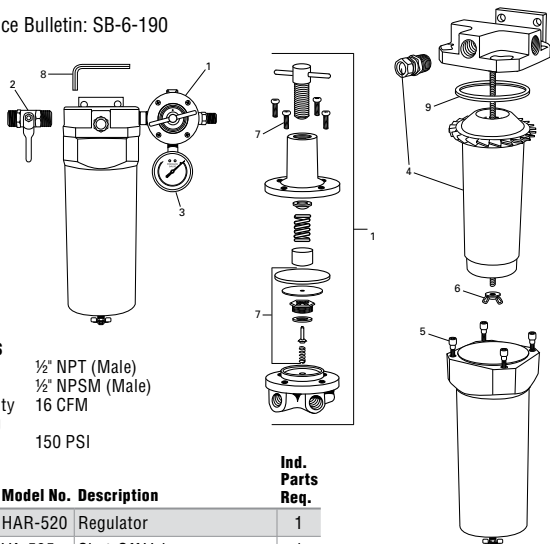
192315 / HAF-39
HAR-602 Element Kit



130100 / HAR-520
50 CFM regulator for HAR-602



Refer to Service Bulletin: SB-6-190



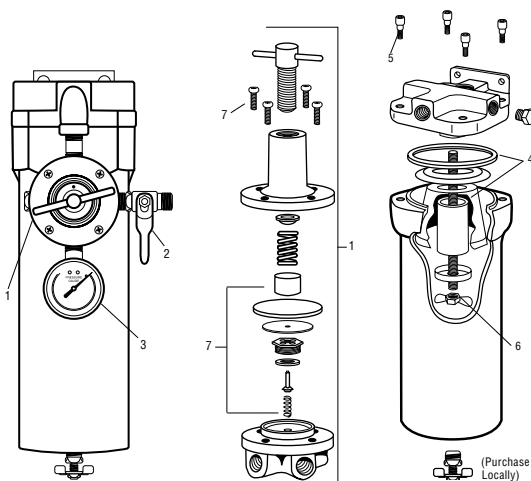
SPECIFICATIONS

Air Inlet	1/2" NPT (Male)
Air Outlet	1/2" NPSM (Male)
Air Flow Capacity	16 CFM
Max. Operating Pressure	150 PSI

Ref. No.	Order No.	Model No.	Description	Ind. Parts Req.
1	130100	HAR-520	Regulator	1
2	802188	VA-595	Shut-Off Valve	1
3	192314	GA-375	Pressure Gauge	1
4	130524	130524	Cartridge, Dryer Filter*	1
5	Purchase Locally		Socket Head Screw, 1/4-20 @ 3/4	4
6	Purchase Locally		Wingnut, 1/4-20	1
7	802112	KK-5088	Regulator Repair Kit	1
8	Purchase Locally		5mm Hex Key Wrench	1
9	803094	HAF-45	Gasket, Filter Bowl	1

*Cartridge includes indicator window & humidity paper

Refer to Service Bulletin: SB-6-180



Ref. No.	Order No.	Model No.	Description	Ind. Parts Req.
1	130100	HAR-520	Regulator	1
2	240160	VA-594	Shut-Off Valve	1
3	192314	GA-375	Pressure Gauge	1
4	192315	HAF-39	Element & Gasket Kit	1
5	Purchase Locally		Socket Head Screw, 1/4-20 x 3/4	4
6	Purchase Locally		Wingnut, 1/4-20	1
7	802112	KK-5088	Regulator Kit	1

SPECIFICATIONS

Air Inlet	1/2" NPT (female)
Air Outlet	1/4" NPS (male)
Air Capacity	120 CFM filter 50 CFM regulator
Max. Pressure	150 PSI
Max. Temperature	150°F (65.6°C)
Filter Size	5 micron





Clean Air™ AIR LINE FILTERS AND CONTROL UNITS

**Air Filtration
and Regulation
Systems — Remove
Dirt, Oil Vapor, and
Water from Air Lines**

Removes dirt,
water and oil—perfect
for low humidity
conditions



13-0042



HAF-518

HAF-518 Quick Facts:

- 1st Stage 5 micron filter
- 2nd Stage .01 micron filter
- Easier maintenance comes with manual flexible drain

Clean Air™ Air Line Filters and Control Units

Order No.	Model No.	Description
130098	HAF-518	Two-stage filtration system, including centrifugal and coalescer w/ 60 CFM regulator
130041	13-0041	100 CFM air line filter
130042	13-0042	100 CFM air line filter w/ 60 CFM regulator

ACCESSORIES

130093 / HAR-600
60 CFM regulator w/gauge

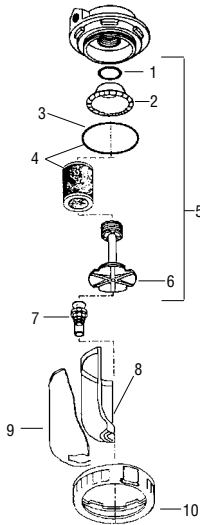


190771 / HAF-18
Automatic drain



Refer to Service Bulletins: SB-6-140, SB-6-147, SB-6-152

130041 (13-0041) 100 CFM Air Line Filter

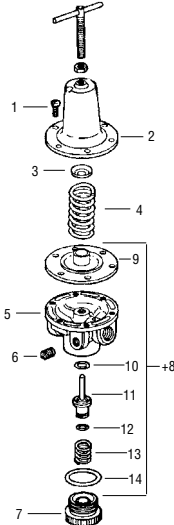


Ref. No.	Order No.	Model No.	Description	Ind. Parts Req.
*1	—	—	Gasket	1
*2	—	—	Baffle	1
●3	—	—	Bowl O-Ring (comes w/#4)	1
4	190727	HAF-6	Filter & O-ring Kit	1
5	190856	HAF-26	Baffle Kit (includes 1,2,& 6)	1
*6	—	—	Element Retainer	1
7	190766	HAF-11	Manual Flexible Drain	1
8	190763	HAF-8	Transparent Plastic Bowl	1
9	191417	HAF-19	Bowl Guard	1
10	190869	HAF-409	Clamp Ring Assembly	1

Optional Accessories

Order No.	Model No.	Description
190564	GA-288	Gauge, 160# – 2" Diameter
190771	HAF-18	Automatic Drain allows maintenance-free drainage
240039	VA-542	Ball Valve
190851	HAF-407	Bracket Assembly for 13-0041 and 13-0042

130059 (HAR-507) 60 CFM Air Regulator

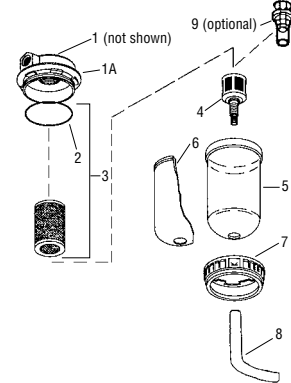


Ref. No.	Order No.	Model No.	Description	Ind. Parts Req.
1	—	—	#10-32x9/16 Fillister Hd. Screw	6
2	191429	HAR-14	Cover	1
3	—	—	Spring Button	1
4	—	—	Diaphragm Spring	1
5	—	—	Body	1
6	—	—	Pipe Plug 1/4" NPT(M)	1
7	—	—	Bottom Plug	1
+8	191554	KK-4977	Repair Kit (Does NOT incl. #5 & #6) (See contents below)	1

+ Regulator Repair Kit 191554 (KK-4977)

Ref. No.	Description	Qty.
9	Diaphragm Assembly	1
10	O-Ring	1
11	Valve	1
12	O-Ring	1
13	Spring	1
14	O-Ring	1

130027 (HAF-505) 55 CFM Coalescing Filter



Ref. No.	Order No.	Model No.	Description	Ind. Parts Req.
1	190883	HAF-404	Filter Change Indicator	1
1A	—	—	Cover	1
2	—	—	O-Ring (comes w/#3)	1
3	190845	HAF-28	Filter & O-Ring Kit	1
4	190771	HAF-18	Automatic Drain (Standard)	1
5	190763	HAF-8	Plastic Bowl	1
6	191417	HAF-19	Metal Bowl Guard	1
7	190869	HAF-409	Clamp Ring	1
8	—	—	1/2 x 3/8 Vinyl Tubing—6 ft.	1
9	190766	HAF-11	Manual Drain (Optional)	1

NOTE

The regulator on CleanAir Units manufactured prior to 9/97 was 13-0045 (HAR-506). HAR-600 includes HAR-507 Regulator, GA-288 Gauge and VA-542 Ball Valve.



Air Regulator with Gauge and Valve

Order No. 130516	Model No. 130516
Order No. 130093	Model No. HAR-600

Air Regulator

Order No. 192242	Model No. HAR-511
Order No. 130100	Model No. HAR-520



130516
Inlet 1/2" NPT (F)
Outlet 1/2" NPT (F)



HAR-600
Inlet 3/8" NPT
Outlet 1/4" NPT (3 ea.)



HAR-511
Inlet 3/8" NPT (F)
Outlet 1/4" NPT (F)



HAR-520
Inlet 3/8" NPT (F)
Outlet 1/4" NPT (F)

Air Regulators

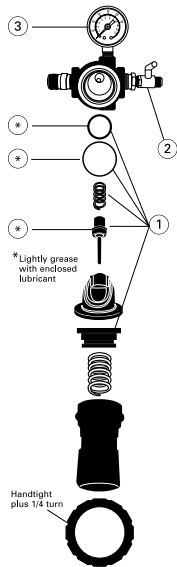


Order No. Model No.	Description
130516	75 CFM air regulator, gauge and valve (regulator available separately as 130521)
130093 HAR-600	60 CFM air regulator, gauge and valve (regulator available separately as HAR-507)
192242 HAR-511	60 CFM air regulator — Flow through regulator for pressure tanks
130100 HAR-520	50 CFM air regulator - non-relieving (purchase GA-375 gauge separately)

For Precise Control of Air Delivery

Refer to Service Bulletins SI-6-18-10 and SB-6-147 and Part Sheet 77-2781

130516

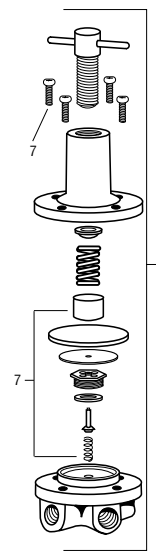


Ref. No.	Model No.	Description	Ind. Parts Req.
1	130521	Regulator Kit	1
2	VA-594	Shut-off Valve	1
3	GA-288	Gauge	1

* Lightly grease with enclosed lubricant

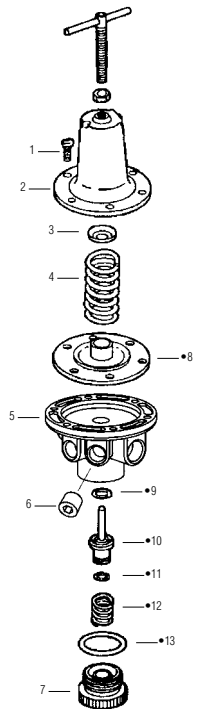
Handtight plus 1/4 turn

130100 (HAR-520)



Ref. No.	Model No.	Description	Ind. Parts Req.
1	HAR-520	Regulator Kit	1
7	KK-5088	Repair Kit	1

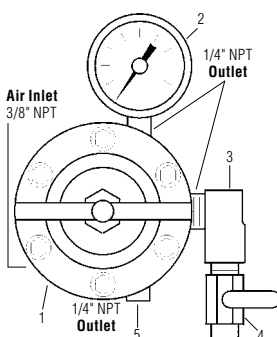
192242 (HAR-511)



Ref. No.	Model No.	Description	Ind. Parts Req.
1	—	#10-32x9/16 Fillister Hd. Screw	6
2	HAR-14	Cover	1
3	—	Spring Button	1
4	—	Diaphragm Spring	1
5	—	Body	1
6	—	Pipe Plug 1/4" NPT(M)	1
7	—	Bottom Plug	1
●8	—	Diaphragm Assy.	1
●9	—	O-Ring	1
●10	—	Valve	1
●11	—	O-Ring	1
●12	—	Spring	1
●13	—	O-Ring	1

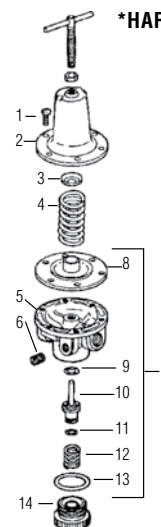
● Available only as part of KK-4977 Repair Kit; order separately.

130093 (HAR-600)



Ref. No.	Model No.	Description	Ind. Parts Req.
1	HAR-507*	Regulator	1
2	GA-288	Gauge	1
3	—	1/4" NPT Street Elbow	1
4	VA-542	Ball Valve	1
5	—	1.4" NPT Plug	1

*HAR-507 Regulator



Ref. No.	Model No.	Description	Ind. Parts Req.
1	—	#10-32x9/16 Fillister Hd. Screw	6
2	HAR-14	Cover	1
3	—	Spring Button	1
4	—	Diaphragm Spring	1
5	—	Body	1
6	—	Pipe Plug 1/4" NPT(M)	1
7	KK-4977	Repair Kit (incl. # 8-13)	1
8	—	Diaphragm Assy	1
9	—	O-Ring	1
10	—	Valve	1
11	—	O-Ring	1
12	—	Spring	1
13	—	O-Ring	1
14	—	Bottom Plug	1



Automatic Drain with Y-Strainer Valve



Automatic Drain with Y-Strainer Valve

Order No. Description

130512	Automatic drain with Y-strainer valve
--------	---------------------------------------

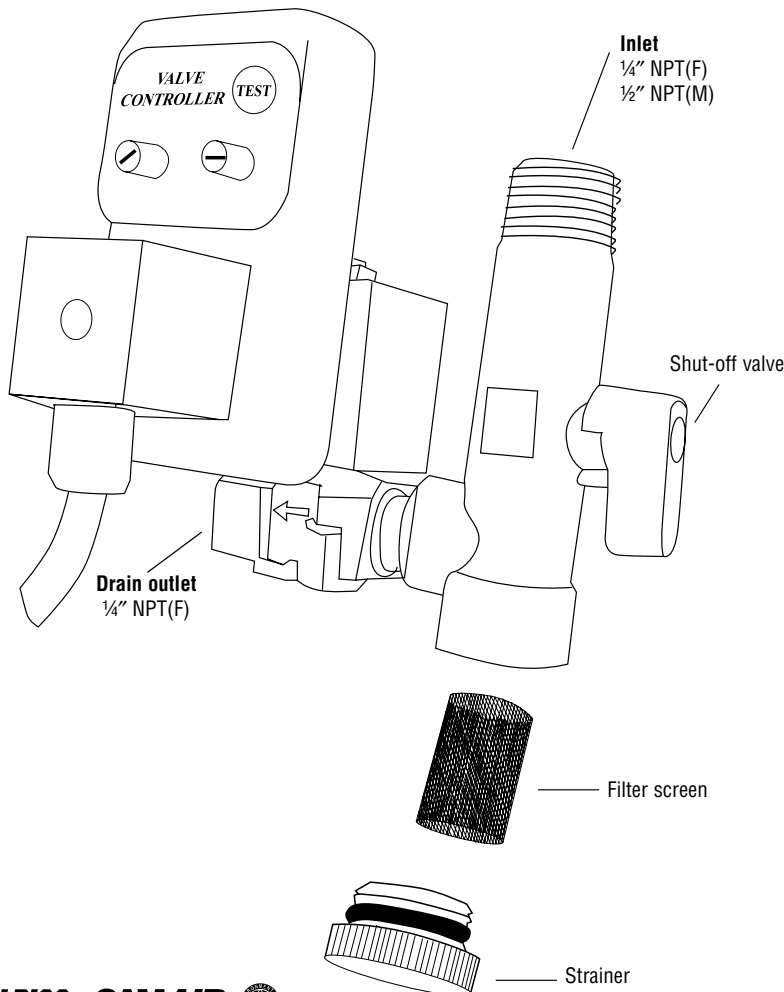
Order No.
130512

Automatically Drains Water from Compressed Air Systems

- Use with air compressors, water separators and at drop legs — See properly piped shop diagram for install locations (pg. 42)
- Adjustable interval time and drain time
- Removable filter for easy cleaning
- Includes electric timer, 1/4" Y-strainer valve with filter screen and 6 ft. power cord



Refer to Service Bulletin: SB-6-184

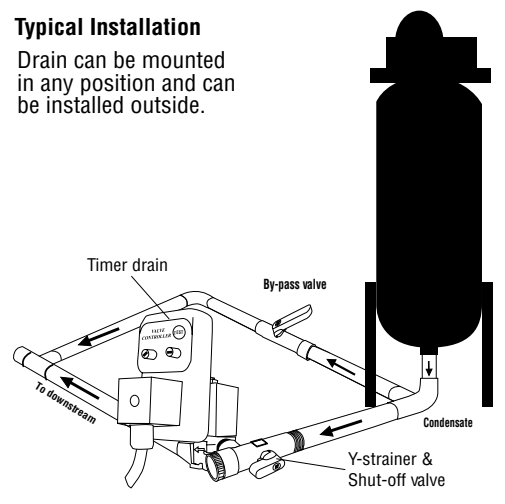


SPECIFICATIONS:

Timer	
Interval time (T2)	.5 - 45 minutes
Discharge time (T1)	.5 - 10 seconds
Supply voltage	120v/60hz
Current Consumption	4mA Max.
Operating Temperature	-14°F to 122°F
Environmental Protection	NEMA 4
Case Material	ABS Plastic FR Grade
Valve	
Type	2-way direct acting valve
In/Out Ports	1/4" NPT Female
Max. Working Pressure	230 PSI
Operating Temperature	36°F to 131°F Ambient
Media Temperature	194°F Max.
Valve Body	Forged Brass
Mounting	Any Position










Typical Installation

Drain can be mounted in any position and can be installed outside.





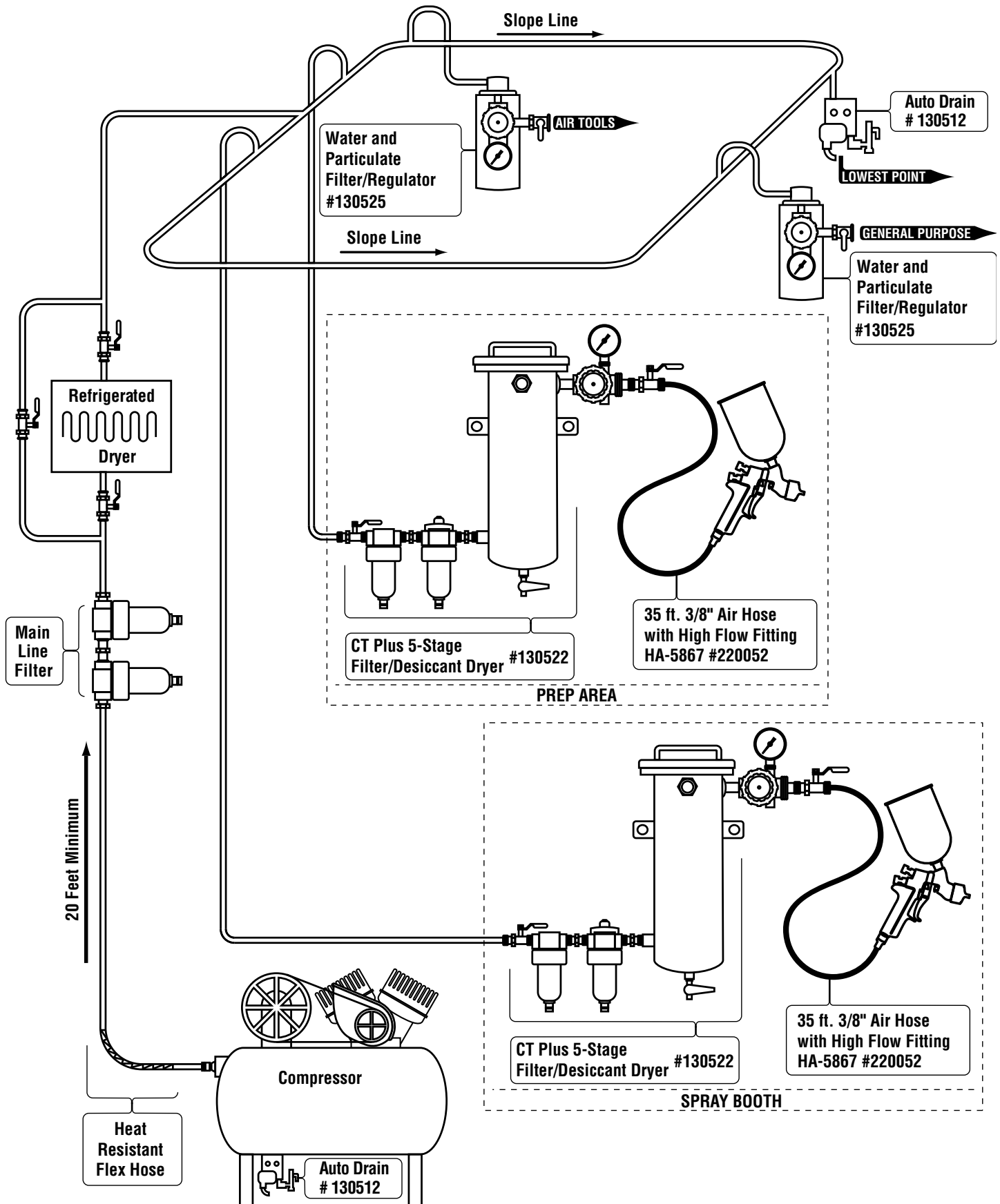
Air Filtration Service Parts from DeVilbiss® Automotive Refinishing

Air Filtration Unit	Order No.	Service Part Description	Replacement Interval
 Camair® CT-30	130504	 3-stages in one! Quick change bag removes water vapor from compressed air down to a dew point of -40°F. Desiccant Cartridge for CT30.	Indicator provided green=OK yellow=replace
 Camair® 130523	130517	 First stage removes water and dirt to 40 microns. Filter element, water and particulates for the new Camair 2-stage.	Replace every 3 months
	130518	 Second stage removes oil and vapors to .01 micron. Filter element, coalescing for the new Camair 2-stage.	 (Check with air flowing)
 Camair® 130526	130517	 First stage removes water and dirt to 40 microns. Filter element, water and particulates for the new Camair 3-stage with 2 self-relieving regulators.	Replace every 3 months
	130518	 Second stage removes oil and vapors to .01 micron. Filter element, coalescing for the new Camair 3-stage with 2 self-relieving regulators.	 (Check with air flowing)
	130527	 Third stage removes oil vapor and odors. Filter element, charcoal for the new Camair 3-stage with 2 self-relieving regulators.	Replace every 6 weeks
 DeVilbiss® DAD-500	HAF-6	 First stage removes water and dirt to 5 microns. Filter element, water and particulates for DAD-500.	Replace every 3 months
	HAF-28	 Second stage removes oil and vapors to .01 micron. Filter element, coalescing for DAD-500.	Indicator provided green=OK red=replace (check with air flowing)
	DAD-1	 Third stage removes humidity from the air. 10 lbs Desiccant refill for DAD-500.	Indicator provided blue=OK pink/white=replace
	DAD-600	 Tune Up Kit for DAD-500. 10 lbs desiccant and filter element	See above for filter change outs
	DAD-600-1	 Complete Tune Up Kit for DAD-500. 10 lbs desiccant, filter element, coalescing filter element	See above for filter change outs
 Camair® TS-10	130507	 Second stage removes oil and vapors to .01 micron. Filter element, coalescing for TS-10.	Replace every 3 months
	130508	 Complete Tune Up Kit for TS-10. 10 lbs desiccant, coalescing filter, humidity indicator.	Indicator provided green=OK yellow=replace
 Sharpe® 6760	DAD-1	 Third stage removes humidity from the air. 10 lbs Desiccant refill for two 5-lbs changes of Sharpe 6760. Replaces Sharpe 6765-1.	Indicator provided: blue=OK; pink/white=replace (place indicator paper into sight glass)
 FinishLine® HAR-602	HAF-39	 Removes water and dirt to 5 microns. Filter element, water and particulates for HAR-602.	Replace every 3 months
 Sharpe® 606	HAF-39	 Removes water and dirt to 5 microns. Filter element, water and particulates for Sharpe 606. Replaces Sharpe 19930.	Replace every 3 months

Sharpe is a registered trademark of Graco Inc.



Properly Piped Shop





Hose

Premium Hose Helps Ensure Premium Paint Jobs

Smooth Cover — Spray and Air Tool Hose

Can be used for all kinds of air-operated equipment. Smooth brick-red cover, synthetic rubber compound tube with high tensile strength braid. Hose offers superior resistance to oil, weathering, ozone and abrasion. Can be used with reusable or permanent crimp connections. Maximum application temperature: 150°F

Nyliner II Fluid Hose

Ideal for use with a wide range of materials such as resins and solvents contained in latices, epoxies, urethanes, alkyds, primers, acrylics, ketone, MEK, acetone, polyesters, silicones, bitumastic coatings, oil and water-based paints, lacquers, latex coatings, toluene, turpentine, naphtha, and many other solvents. Tube is nylon; cover is black neoprene rubber; yarn reinforced. Can be used with permanent crimp or reusable connections. Maximum application temperature: 150°F

For properly piped shop information, see page 42



Air Hose Assemblies

Size I.D.	Hose Assy Order No. Model No.	Length of Hose (feet)	Bulk Hose#	Connection Thread Size	Type of Connection	Connection Nut & Nipple
5/16"	220002 HA-2125	25	H-1921	1/4" NPS (F) Swivel	Three-Piece Reusable	240032 P-HC-2547
5/16"	220004 HA-2150	50	H-1921	1/4" NPS (F) Swivel	Three-Piece Reusable	240032 P-HC-2547
3/8"	220049 HA-5825	25	H-1958	1/4" NPS (F) Swivel	Three-Piece Reusable	240038 P-HC-4528
3/8"	220052 HA-5867	35	H-1958	1/4" NPS (F) Swivel	Three-Piece Reusable	HC-4719 P-HC-4528
3/8"	220054 HA-5835	35	H-1958	1/4" NPS (F) Swivel	Three-Piece Reusable	240033 P-HC-4528
3/8"	220047 HA-5850	50	H-1958	1/4" NPS (F) Swivel"	Three-Piece Reusable	240033 P-HC-4528

HA-5867 HVLP Air Hose Assembly includes HC-4719 High Volume Air Quick Disconnect and HC-4419 Stem.

Fluid Hose Assemblies

Size I.D.	Hose Assy Order No. Model No.	Length of Hose (feet)	Bulk Hose#	Connection Thread Size	Type of Connection	Connection Nut & Nipple
3/8"	220008 HA-7325	25	H-1973-1	3/8" NPS (F)	Three-Piece Reusable	240035 P-HC-4548
3/8"	220040 HA-7335	35	H-1973-1	3/8" NPS (F)	Three-Piece Reusable	240035 P-HC-4548
3/8"	220045 HA-7350	50	H-1973-1	3/8" NPS (F)	Three-Piece Reusable	240035 P-HC-4548
1/4"	220055 HA-7535	35	H-1975-1	3/8" NPS (F)	Three-Piece Reusable	240034 P-HC-4543

Air/Fluid Hose Set (for use with KBII Cup)

Order No. Model No.	Length	Bulk Air Hose	Bulk Fluid Hose	Connection Thread Size	Type of Connection	Connection Nut & Nipple
220019 KB-4006	5' 9"	210002 H-1921		1/4" NPS (F) Swivel	Three-Piece Reusable	240032 P-HC-4527
	6' 3"		210007 H-1975-1	3/8" NPS (F)	Three-Piece Reusable	240034 P-HC-4543

Bulk Hose Chart

Type of Hose	Size I.D.	Size O.D.	Bulk Hose Model No.	Maximum Working Pressure (PSI)	Feet/Reel	(Order No.)
Smooth	1/4"	1/2"	H-1957	250	500	210003
Cover	5/16"	5/8"	H-1921	250	500	210002
Air	3/8"	11/16"	H-1958	250	500	210004
Nyliner II	1/4"	1/2"	H-1975-1	500	500	210007
Fluid	3/8"	11/16"	H-1973-1	500	500	210006



Hose Fittings

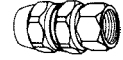


Designed to Optimize Air Flow for Top Spray Gun and Air Tool Performance



Reusable Connections

Hose Size and Type



Size I.D.	Size O.D.	Fits DeVilbiss Hose No.	(M) Male (F) Female Connection Thread Size	Straight Connections Female Complete Connection No.
1/4"	1/2"	H-1957 H-1975-1	1/4" NPS (F) 3/8" NPS (F)	P-HC-4523 P-HC-4543
5/16"	5/8"	H-1921	1/4" NPS (F) 1/4" NPS (M)	P-HC-4527 P-HC-4599
3/8"	11/16"	H-1973-1	1/4" NPS (F) 3/8" NPS (F) 1/4" NPT (M)	P-HC-4528 P-HC-4548 P-HC-4955

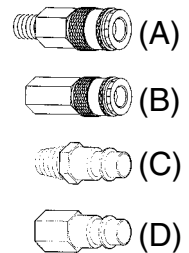
Quick Disconnects - High Flow Ball and Ring Lock Type

(For use with HVLP Spray Equipment)

Connection No.	Order No.	Thread Size
HC-4719 (A)	240147	1/4" NPT (M)
HC-4720 (B)	240148	1/4" NPT (F)

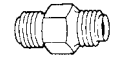
Stem Number	Order No.	Thread Size
HC-1166 (C)	240015	1/4" NPT (M)
HC-4419* (D)	240145	1/4" NPS (F)

*Designed for spray guns. Special cone seat prevents leaks!



Nipples (MBE) Male Both Ends

Part Number	Straight Type Male Thread	Male Thread
AD-31	1/4" NPS	1/4" NPS
H-2008	1/4" NPS	1/4" NPT
H-1446	3/8" NPS	3/8" NPS
AD-11	3/8" NPS	3/8" NPT



Adapters

Part Number	Straight Type Male Thread	Female Thread
AD-404	1/4" NPS	3/8" NPS
P-H-4105	3/8" NPS	1/4" NPS



Valves - Ball Type

Part Number	Thread
VA-540	3/8" NPS (M) x 3/8" NPT (M)
VA-542	1/4" NPS (M) x 1/4" NPT (M)
VA-595	1/2" NPT (M) x 1/2" NPT (M)

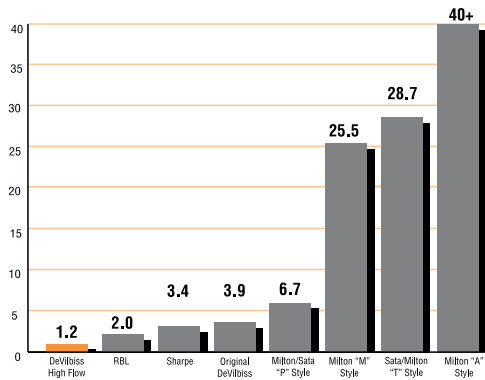


Coupler

Part Number	Thread
SSP-69	1/4" x 1/4" NPT (F)



Pressure Drop Comparison at 50 PSI inlet at 25 SCFM

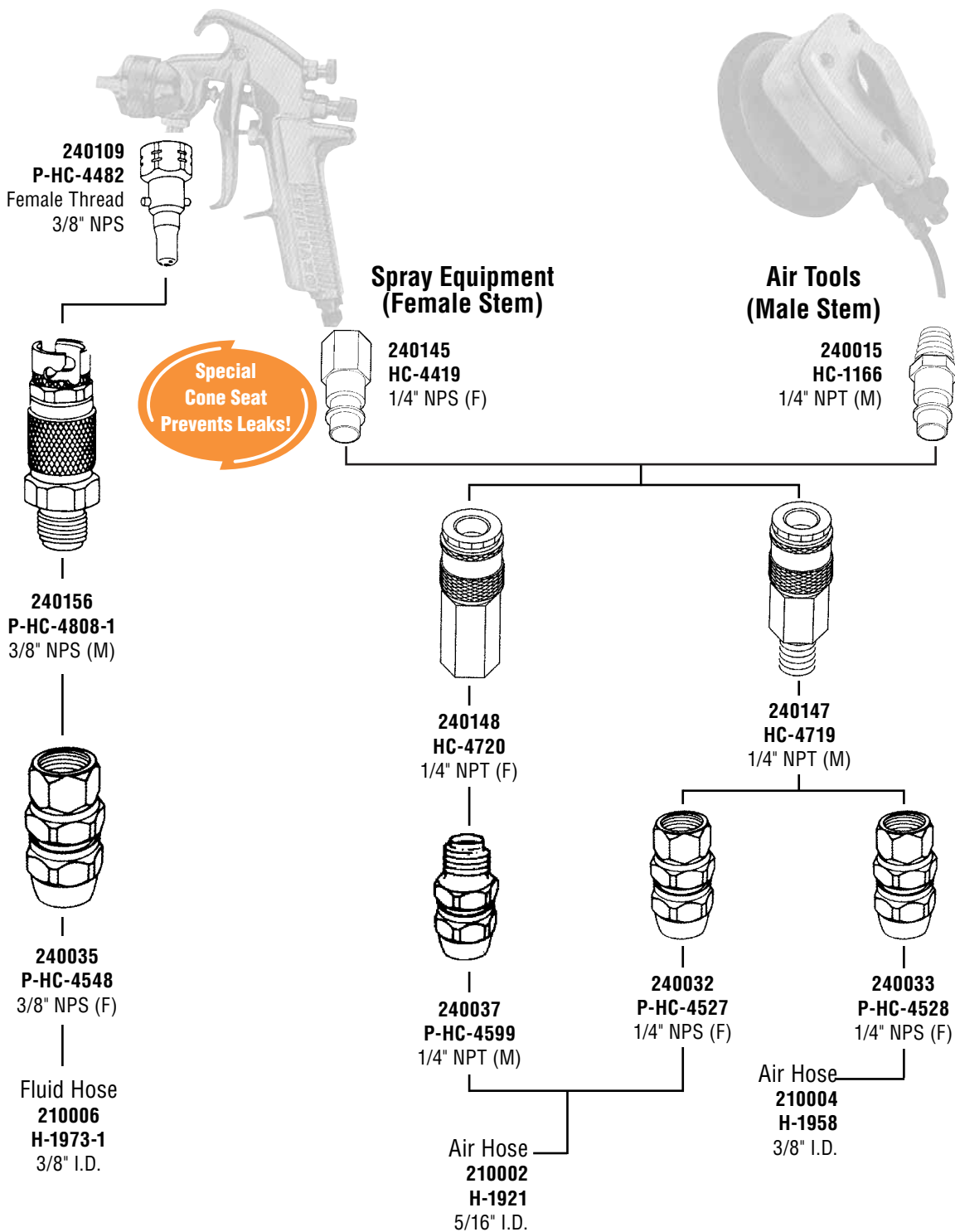


The chart above shows test data at 25 SCFM using:

- DeVilbiss high flow HC-4720 coupler, HC-4419 stem.
- RBL 611 coupler, 612 stem.
- Sharpe 8320 coupler, 8330 stem.
- Original DeVilbiss P-HC-4120 coupler, P-HC-201 stem.
- Milton/Sata "P" style 1804 coupler, 1810 stem.
- Milton "M" style S715 coupler, S727 stem.
- Sata/Milton "T" style 784 coupler, 786 stem.
- Milton "A" style S775 coupler, S777 stem.



Hose Fittings



NPT = tapered	
NPS = straight	
(M) = Male	Whenever possible, match straight threads with straight threads and tapered with tapered. Otherwise, leakage may occur.
(F) = Female	



Digital Gauge with Air Adjusting Valve

Order No. **803291** Model No. **HAV-555**

Order No. **803289** Model No. **DGI-101**
Digital Gauge Only

Specifications:

- Accuracy to +/- 0.5 PSI
- UL/CSA approved
- Gauge range: 2.5 to 160 PSI
- Auto off after 45 seconds to preserve battery life
- Up to 4 years of battery life, depending on usage

High Output Air Adjusting Valves and Gauges

Order No. **180005** Model No. **HAV-500**

Order No. **180006** Model No. **HAV-501 w/Gauge**

Order No. **180089** Model No. **HAV-511 w/Gauge**

Order No. **803236** Model No. **HAV-512 w/Gauge**

Air Regulators

Order No. **130015** Model No. **HARG-510**

Order No. **802419** Model No. **HARG-555 w/Digital Gauge**

Gun Mounted Air Adjusting Valves, Regulators and Gauges

Order No.	Model No.	Max. Inlet Pressure	Max. Reg. Pressure PSI	Air Inlet	Air Outlet
130015	HARG-510	175	100	1/4" NPS (M)	1/4" NPS (F) (Swivel)
180005	HAV-500	175	N/A	1/4" NPS (M)	1/4" NPS (F) (Swivel)
180006	HAV-501 w/gauge	160	0-160 (Gauge Range)	1/4" NPS (M)	1/4" NPS (F) (Swivel)
180089	HAV-511 w/gauge	160	0-160 (Gauge Range)	1/4" NPS (M)	1/4" NPS (F) (Swivel)
803236	HAV-512 w/gauge	100	0-100 (Gauge Range)	1/4" NPS (M)	1/4" NPS (F) (Swivel)
802419	HARG-555	160	100	1/4" NPS (M)	1/4" NPS (F) (Swivel)
803289	DGI-101 Digital	160	2.5-160 (Gauge Range)	1/4" NPS (M)	1/4" NPS (F) (Swivel)
803291	HAV-555 Digital	160	2.5-160 (Gauge Range)	1/4" NPS (M)	1/4" NPS (F) (Swivel)





Breathable Air Systems

Protect Your Health with an Air Supplied Respirator and Filtration

NIOSH Approved (TC 19C-0365)–Meets OSHA Requirements



Breathable Air Systems

Order No. Model No	Belt Regulator and Hood Assembly	Breathable Air Hose (30')	No. of Visor Covers Included	Filtration Unit Included	Filtration Description
165013 MPV-625	Yes	No	2	None	—
160019 MPV-651	Yes	Yes	12	DAD-503	3 Stage Filtration with Desiccant Air Dryer System
160020 MPV-652	Yes	Yes	12	HAF-601	3 Stage Filtration System
160018 MPV-650	Yes	Yes	12	DAD-504	Desiccant Retrofit System

Air Vizor™ requires proper air line filtration and carbon monoxide (CO) monitoring to complete an approved supplied air respirator. A carbon monoxide (CO) monitor may be purchased locally or from ENMET Corp. (734-761-1270). Order form available from DeVilbiss upon request.



Also includes 1/2" ball valve shutoff for easy maintenance

DAD-503



HAF-601



DAD-504

Breathable Air Filtration

Order No. Model No	Description	Removes Dirt to 5 Micron	Removes Liquid Water	Removes Oil Aerosols	Removes Humidity	Removes Odor
130089 DAD-503	3-stage filtration with desiccant air dryer system	Yes	Yes	Yes	Yes	Yes
130087 HAF-601	3-stage filtration system	Yes	Yes	Yes	No	Yes
130096 DAD-504	Desiccant retrofit system	Yes, when used with DAD-500 or HAF-518	Yes, when used with DAD-500 or HAF-518	Yes, when used with DAD-500 or HAF-518	Yes, when used with DAD-500	Yes

Breathable Air Hose

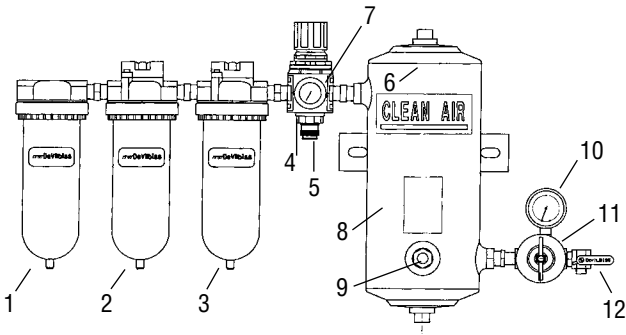
Order No.	Model No.	Description
160015	MPV-530	30' Breathable air hose assembly
160016	MPV-550	50' Breathable air hose assembly



Breathable Air Filtration Units

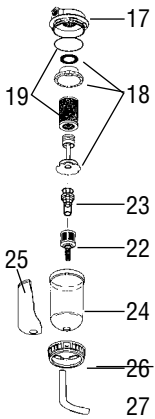
PARTS AND ASSEMBLY

Refer to Service Bulletins:
 SB-6-159 DAD-503
 SB-6-132 HAF-601

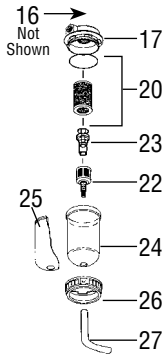


Ref. No.	Order No.	Model No.	Description	Ind. Parts Req.
1	130041	13-0041	Air Filter/Separator	1
2	130027	HAF-505	Coalescing Filter	1
3	130086	HAF-517	Charcoal Filter	1
4	130091	HAR-508	Flow-Thru Regulator	1
5	190939	MPV-424	Breathable Air Quick Release Socket	1
6	190953	DAD-8	Screen (Not Shown)	2
7	190093	GA-316	Gauge	1
8	190877	PT-417	Desiccant Tank (without desiccant, includes Ref. No. 6)	1
9	190895	DAD-400	Humidity Indicator (1 Humidity Indicator Paper Included)	1
10	190564	GA-288	Gauge	1
11	130059	HAR-507	Air Regulator	1
12	240039	VA-542	Ball Valve	1
13	190831	DAD-1	Replacement Desiccant (Not Shown) (1 Humidity Indicator Paper Included)	1
14	130030	DAD-600	Desiccant Tune-Up Kit (Not Shown) Includes 1 ea: DAD-1, DAD-3, & HAF-6	1
14	802182	DAD-600-1	Desiccant Tune-Up Kit (Not Shown) Includes 1 ea: DAD-1, DAD-3, HAF-6 & HAF-28	1
15	190939	MPV-424	Quick Release Socket (Not Shown)	1
16	190883	HAF-404	Filter Change Indicator (Not Shown)	1
17	—	—	Cover	1
18	190856	HAF-26	Baffle Kit	1
19	190727	HAF-6	Filter & O-Ring Kit	1
20	190845	HAF-28	Filter & O-Ring Kit	1
21	190937	HAF-36	Filter & O-Ring Kit	1
22	190771	HAF-18	Automatic Drain (Standard)	1
23	190766	HAF-11	Manual Drain (Optional)	1
24	190763	HAF-8	Plastic Bowl	1
25	191417	HAF-19	Metal Bowl Guard	1
26	190869	HAF-409	Clamp Ring	1
27	—	—	1/2 x 3/8 Vinyl Tubing, 6 ft.	1
28	190938	KK-5045	Diaphragm Repair Kit	1
29	191429	HAR-14	Cover	1
30	—	—	Spring Button	1
31	—	—	Diaphragm Spring	1
32	—	—	Bottom Plug	1
33	191554	KK-4977	Repair Kit	1

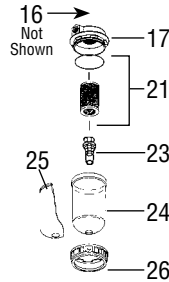
13-0041 (SB-6-140) Stage 1 Centrifugal Filter



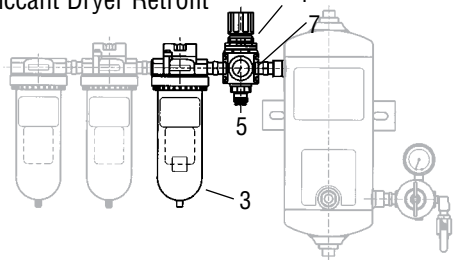
HAF-505 (SB-6-152) Stage 2 Coalescing Filter



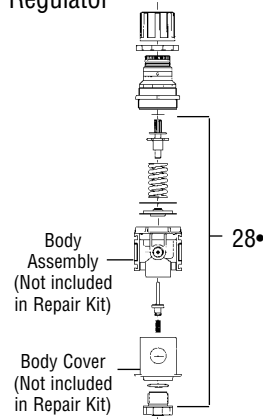
HAF-517 (SB-6-155) Stage 3 Charcoal Filter



DAD-504 (SB-6-176) Desiccant Dryer Retrofit



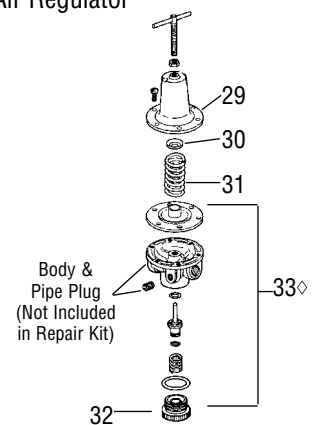
HAR-508 (SB-6-133) Air Regulator



Diaphragm Repair Kit 190938 (KK-5045)

Description	Qty.
Thrust Washer	1
Adjusting Screw Assembly	1
Main Spring	1
Slip Ring	1
Diaphragm Assembly	1
Valve Assembly	1
Valve Spring	1
Bottom Plug O-Ring	1

HAR-507 (SB-6-147) Air Regulator



Repair Kit 191554 (KK-4977)

Description	Qty.
Diaphragm Assembly	1
O-Ring	1
Valve	1
O-Ring	1
Spring	1
O-Ring	1

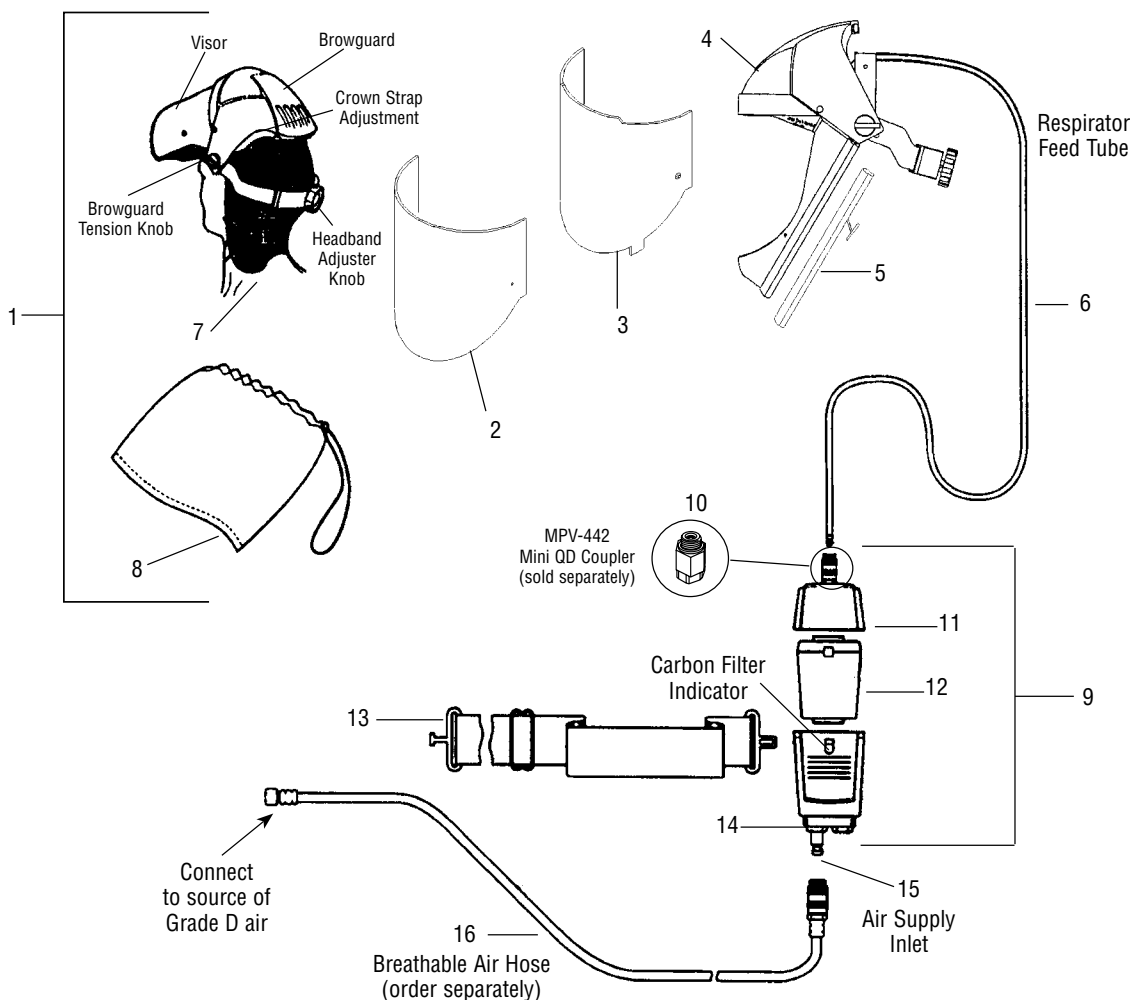


Air Vizor™

PARTS AND ASSEMBLY



Refer to Service Bulletin: SB-25-050



SPECIFICATIONS:
 Operating inlet air pressure range: 45 PSI–100 PSI
 Nominal flow rate to Vizor: 6.5 CFM
 Maximum operating temperature: 105°F

Ref. No.	Order No.	Model No.	Description	Ind. Parts Req.
1	165015	MPV-480	Visor Assembly (Includes #'s 2-8)	1
2	165018	MPV-44-K10	Visor Cover (Kit of 10)	2
3	165035	MPV-490	Visor Window	1
4	165021	MPV-483	Browguard Assembly	1
5	165034	MPV-49	Fabric Face Seal	1
6	165001	MPV-457	Tube & Diffuser Assembly	1
7	165007	MPV-24	Hair & Neck Cover	1
8	—	—	Storage Bag	1
9	160014	MPV-469	Waist Belt/Filter Assembly (Includes #'s 10-12)	1
10	165036	MPV-442	Mini QD Coupler	1
11	160017	MPV-472	Regulator & Housing	1
12	160029	MPV-22	Disposable Carbon Filter	1
13	165041	MPV-4005	Waist Belt w/oRegulator	1
14	—	—	Waistbelt & Filter Housing	1
15	165032	MPV-10	Air Inlet Quick Disconnect Stem	1
16	160015	MPV-530	30 ft. Breathable Air Hose Assembly	1
	160016	MPV-550	50 ft. Breathable Air Hose Assembly	1



Millennium 3000 Respirators

Order No. **900253** Model No. **40-128**

Order No. **900254** Model No. **40-141**

Order No. **900255** Model No. **40-143**

Extremely Comfortable, Strong and Durable with Sizes to Fit Most Painters and Technicians

NIOSH Approved (TC 23C-87)—Meets OSHA Requirements



BINKS

Millennium 3000 Respirators

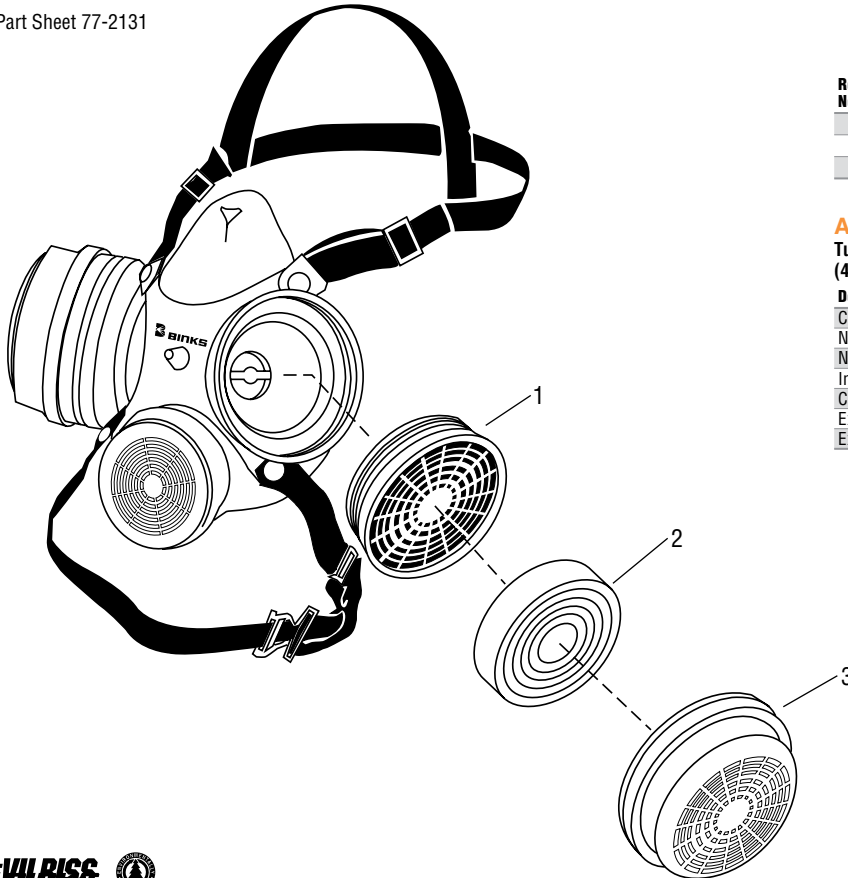
Order No.	Model No.	Size	Replaceable cartridges
900253	40-128	Medium	Yes
900254	40-141	Small	Yes
900255	40-143	Large	Yes



Caution

Not for use with paints that contain isocyanates. Read and follow all printed warnings. A qualified safety expert or hygienist should be used to select the correct respirator.

Refer to Part Sheet 77-2131



Ref. No.	Order No.	Model No.	Description	Ind. Parts Req.
1	900259	40-1921-10	Cartridge (2/Card, Kit of 10 Cards)	2
2	900261	40-1924-10	Pre-filter (10/Card, Kit of 10 Cards)	2
3	900262	40-1925	Cover (Kit of 2)	2

Also available:

Tune-up Kit 900263 (40-1928)

Description	Qty.
Cradle Headband	1
Neckstrap – right	1
Neckstrap – left	1
Inhalation Valve	2
Cartridge Gasket	2
Exhalation Valve	1
Exhalation Valve Cover	1



Aerodry® Paint Dryer

Order No.
130529
Two-Gun Stand

Order No.
130530
Dryer Gun



CAMAIR
by DeVilbiss

GRUPPO
Equipa

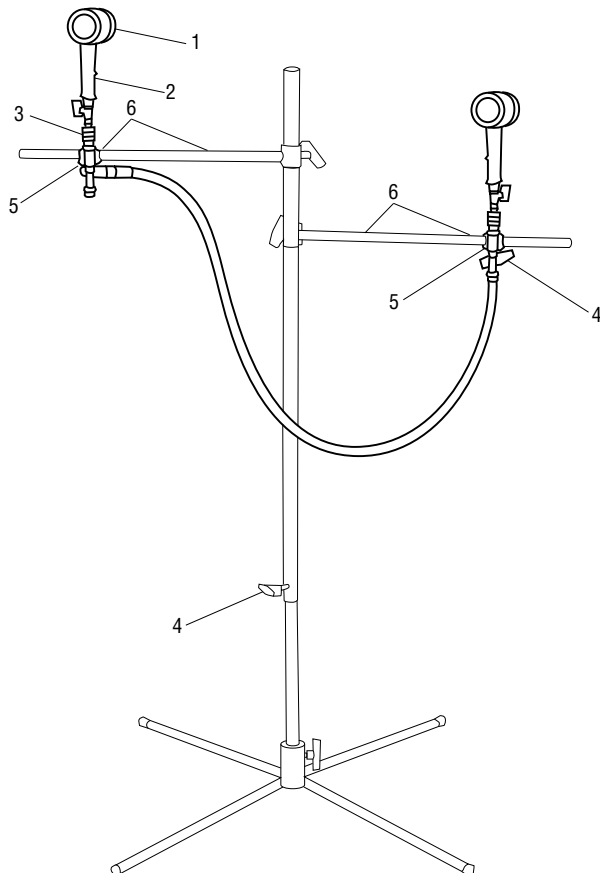
Aerodry® Paint Dryer

Order No. Description

130529 Two Gun Stand

130530 Dryer Gun

Refer to Service Bulletin SB-6-194



Ref. No.	Order No.	Model No.	Description	Ind. Parts Req.
1	130531	130531	Filter, 2 Pack	1
2	130530	130530	Dryer Gun*	1
3	190939	MPV-424	Female QD Coupler	1
4	803252	DMG-6	Knob (1)	1
5	130532	130532	Brkt (2) & Knob (2) Kit	1
6	130533	130533	Arm, Brkt, Knob (2) Kit	1

*Includes shut-off valve and QD stem.

Dryer Gun Air Flow Specifications

Inlet PSI	Inlet CFM	Outlet CFM
20	5.5	43
30	7.5	52
40	9.5	61
50	11.5	72

Maximum inlet pressure

100 PSIG



DeVilbiss® Dirt Control Floor Coat

Features/Benefits

- Significantly reduces buffing time caused by dirt in paint jobs
- Reduces airborne particles in a spray booth by trapping them to booth floor
- Can be used in concrete floor paint booths, ideal for shops spraying waterborne (not for use with painted concrete, tile, or grated floors)
- Water-based, reduces VOC exposure
- Helps reduce static in paint booth, preventing paint contamination



DeVilbiss® Dirt Control Floor Coat

Order No.	Description
803491	Dirt Control Floor Coat (5 gals.)
803492	2-gallon Pump Sprayer



DeVilbiss® Bumper Prep Pad

- Clean, abrade and degrease in one easy step
- Reduces steps in bumper prep process to increase efficiency
- Provides comprehensive abrasion for better adhesion



DeVilbiss® Bumper Prep Pad

Order No.	Description
803557	All-In-One Bumper Prep Pad (1 per pkg.)

DeVilbiss® Anti-Static Wiper

- Dry wiper reduces paint defects caused by static imbalance
- Neutral surface eliminates issues caused by dirt and airborne particles, allows for better metallic orientation and flow of clearcoats
- Use before sealer, base or clearcoats—no marring
- For both waterborne and solvents



DeVilbiss® Anti-Static Wiper

Order No.	Description
803553	Anti-Static Wiper (1 per pkg.)

DeWipe-Outs® Pre-Saturated Prep Wipe

- 11" x 17" each
- 50 wipes per pouch
- Reduces buffing
- "Static Killer" formula reduces static charge and static-related dirt



803048
Storage case



803045 & 803046
Resealable pouches



803418
VOC compliant

DeWipe-Outs™ Prep Wipes

Order No.	Description	Application
803045	85% IPA/15%DI Water	Most climates
803046	50% IPA/50%DI Water	Warmer/drier climates or heated spray booths
803418	Acetone blend, California exempt	VOC compliant California blend Must be used w/803048 storage case
803048	Storage case w/lid gasket and snap closure	



Desiccant Snake



Order No. **130502** Model No. **DS20**

Disposable, In-Line Desiccant Air Dryer

- A unique design that combines desiccant drying with built in dirt and oil aerosol filters
- Effective with both HVLP and Conventional spray equipment
- 200 PSI maximum
- 150° F maximum

Desiccant Snake and Indicator

Order No.	Description
130502	DS20 Desiccant Snake
130503	RHI-01 Humidity Indicator



130503 (RHI-01)

Humidity Indicator

Order No. **130503** Model No. **RHI-01**

Alerts Painter to Humidity in the Air Line

- Recommended for use with Desiccant Snake




Model 140-B Engine/Part Cleaning Gun



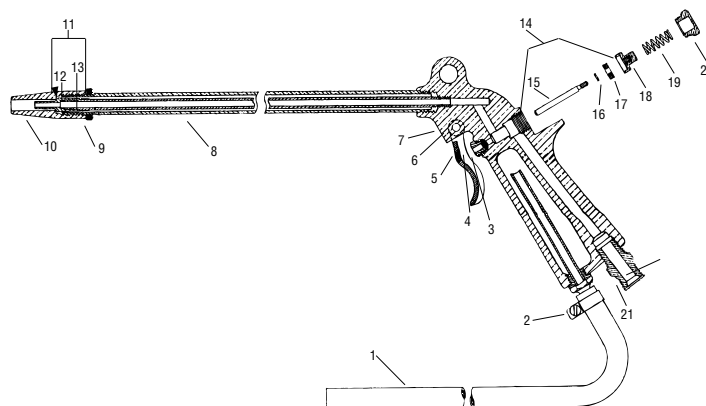
Order No. **901205** Model No. **6530-0000-1**

- Includes:**
- 6' fluid hose



Extension Gun for Cleaning Engines and Automotive Equipment

Refer to Part Sheet: 77-1191



● Trigger Kit 901088 (57-302)

Ref. No.	Description	Qty.
5	Trigger	1
6	Trigger Shaft	1
7	E-clip	2

□ Nozzle Kit 901087 (57-301)

Ref. No.	Description	Qty.
9	Nozzle Lock Nut	1
10	Outside Nozzle	1

▲ Air Valve Repair Kit 901086 (57-300)

Ref. No.	Description	Qty.
3	Packing	1
4	Packing Nut	1
14	Air Valve Assembly	1
19	Air Valve Spring	1
20	Air Valve Cap	1

Ref. No.	Order No.	Model No.	Description	Ind. Parts Req.
1	—	—	Syphon Hose (1/4 in. I.D.)	1
2	—	—	Hose Clamp for 1/2 in. O.D. Hose	1
▲3	—	—	Packing	2
▲4	—	—	Packing Nut	1
●5	—	—	Trigger	1
●6	—	—	Trigger Shaft	1
●7	—	—	E-clip	2
8	—	—	Outside Tube	1
□9	*	*	Nozzle Lock Nut	1
□10	*	*	Outside Nozzle	1
11	901069	57-101	Air Tube Assembly	1
12	See 11	See 11	Nozzle	2
13	See 11	See 11	Tube	1
▲14	—	—	Air Valve Assembly	1
15	See 14	See 14	Stem	1
16	See 14	See 14	Washer	1
17	See 14	See 14	Valve Disc Retainer	1
18	See 14	See 14	Valve Disc	1
▲19	—	—	Air Valve Spring	1
▲20	—	—	Air Valve Cap	1
21	—	—	Air Connection	1

*Note: To adjust fluid flow, loosen Nozzle Lock Nut (#9), and turn Outside Nozzle (#10)





Whirlwind™ DISPOSABLE AIR FILTER



Whirlwind Disposable Air Filter

Order No.	Model No.	Description
130028	HAF-507	Whirlwind Filter (order qty. 12)
130095	HAF-507-K2	Whirlwind Filter 2 pack (order qty. 6)

DeVilbiss Whirlwind: Longer Life and Less Pressure Drop

Patented Two-Stage Filter:

Stage 1- Swirl Chamber:

Removes large water droplets

Stage 2- Filter Media:

Removes smaller water droplets, oil droplets, and dirt particles

All Other Competitive Filters:

- Water droplets saturate the filter media — shortening the life of the filter
- Smaller inlet surface area increases pressure drop



Can be used with all HVLP spray guns

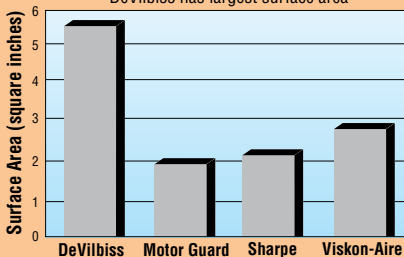


Cross-section view of filters



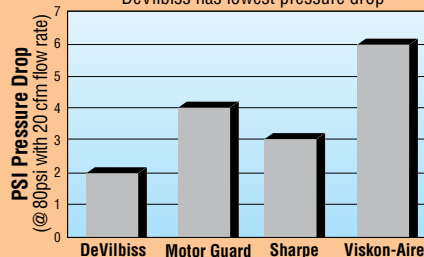
FILTER ELEMENT INLET SURFACE AREA

Larger area = longer life & less pressure drop
DeVilbiss has largest surface area



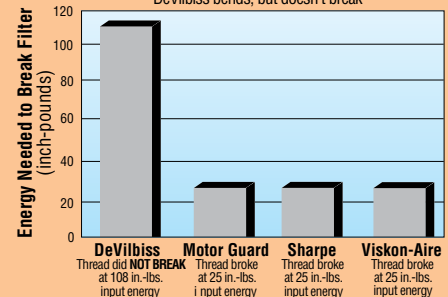
FILTER PRESSURE DROP

Lower drop = better flow
DeVilbiss has lowest pressure drop



FILTER TOUGHNESS

Energy needed to break male thread. More energy = stronger
DeVilbiss bends, but doesn't break





Scrubs® HAND CLEANER TOWELS

GRUPPO
Equipa

For Automotive
Collision Repair
Technicians

Order No.
192218
Bucket of 72 Scrubs

Pre-moistened, Heavy-Duty Towels Easily Remove Soil from Your Hands

- Portable and convenient.
- Conditions and softens.
- Use on tools, equipment and work surfaces.
- Works fast on dirt, oils, adhesives, lubricants, paints, grease, tar, urethanes, epoxies, inks and dyes, sealants and caulks.



AF Filters™ Exhaust Air Filters

Order No. Model No.
900113 29-356
(pack of 3 filters)



Size: 3' x 30'
90 sq. ft. of surface area/8 pleats per foot

Average Removal
Efficiency: 98.1%

High Holding Capacity for All Dry Spray Booths

Gravity Spray Gun Holders



192219



GH-505 & GH-56

HGS Fluid Regulator

Order No. Model No.
130090 HGS-5242

Regulates pressure
from 2–50 PSI




$\frac{3}{8}$ " NPS (M) fluid inlet
 $\frac{3}{8}$ " NPS (F) swivel fluid outlet

Gun Fluid Tube

Order No. Model No.
180042 JGA-444

Prevents Fluid
Hose from Dragging
over Work and
Twisted Lines



$\frac{3}{8}$ " NPS Thread

Flame Retardant Booth Paper

Order No. Model No.
900115 29-836

Highly Absorbent

Suitable for floor, walls
and equipment covers
while spraying



Size: 60" x 300'

Gravity Gun Holders

Order No.	Model No.	Description
180029	GH-505	Mixing Bench Gun Holder Features a sturdy, no tip design for use on paint mixing benches
180026	GH-56	Paint Strainer Holder Attaches to the GH-505 to allow easier pouring and mixing through a paint strainer
192219	192219	Wall Mount Gun Holder Protective coating prevents scratches on gravity cups



Gun Storage Cases

SINGLE GUN CASE

Order No. **192246** Model No. **BXX-1250**

TWO-GUN CASE

Order No. **802136** Model No. **BXX-1258**

Store Your Guns and Accessories— Fits All Devilbiss Gravity Spray Guns

- Single gun case holds:**
- Any 1 full size Devilbiss® gravity spray gun and 1 Devilbiss cup through 1 Liter size
 - 5 fluid tips
 - 1 Devilbiss® high output gun regulator with gauge
 - 1 gun cleaning kit



BXX-1250



- Two-gun case holds:**
- Any 2 full size Devilbiss® gravity spray guns – or –
 - Any 1 full size Devilbiss® gravity spray gun and a Devilbiss spot repair gravity spray gun
 - 4 fluid tips
 - 1 DGI™ digital gauge and 1 Devilbiss® high output gun regulator with gauge
 - 2 gun hooks
 - 1 gun cleaning kit
 - 2 Devilbiss gravity cups through 1 Liter size



BXX-1258



CT DESICCANT CARTRIDGE DRYER

Order No. **130504** Model No. **DC30**



Desiccant Charge (10 lbs.)

Order No. **130506** Model No. **DC10**

Desiccant Charge & TS-10 Tune-up Kit

Order No.	Model No.	Description
130506	DC10	10lbs. desiccant charge
130508	TUK10	TS-10 tune-up kit (10lbs. desiccant charge, humidity indicator, coalescing filter)

TS-10 Tune-up Kit

Order No. **130508** Model No. **TUK10**

- TUK10 Includes:**
- 10 lbs. desiccant charge
 - Humidity indicator
 - Coalescing filter



DC10



TUK10

DAD Desiccant Refill & Tune-Up Kits

A Well-Maintained DAD-500 Helps Eliminate Paint Defects

Desiccant Tune-up Kit

Order No. Model No.	Description
802182 DAD-600-1	Desiccant refill, 1st stage filter element, 2nd stage coalescing filter element
130030 DAD-600	Desiccant refill, 1st stage filter element
190831 DAD-1	Desiccant refill



Keep Your TS-10 and Other Desiccant Systems Performing Like New!





Fluid Strainers



Strainers

Order No. Model No.	Application	Description	Max. Working Pressure
190181 KGP-5-K5	Gravity Cup	Fluid Strainer	N/A
900006 149-278	Suction Cup Tube	Strainer	N/A
240129 PLH-MF-6-100	Pressure Gun	Fluid Strainer	250 PSI
180073 VS-532	Pressure Gun	Fluid Strainer	300 PSI
191925 VS-58-K10	Replacement screen for VS-532	Screen-100 Mesh	N/A
240131 PLH-MFC-100	Replacement screen for PLH-MF-6-100	Screen-100 Mesh	N/A



PLH-MF-6-100



KGP-5-K5



VS-532

DeKones Paint Strainers

DEKONES™
by DeVilbiss

DeKones™ Premium Paint Strainers

Order No.	Description
802351	Nylon – Fine, 190 micron, 100/box, (Order qty. 10)
802353	Nylon – Fine, 190 micron, 250/bag, 1000/case
802352	Nylon – Medium, 226 micron, 100/box, (Order qty. 10)
802394	Nylon – Medium, 226 micron, 250/bag, 1000/case
802852	Nylon – Superfine, 125 micron, 250/bag, 1000/case
803253	Nylon – Superfine, 125 micron, 100/ctn

Clean. Fast. Efficient.

Premium Paint Strainers

Patented Design

- No contamination – all gluing and imprinting done on outside
- No double meshed tip – eliminates unstrained paint passing through the tip
- Fast and strong

Nylon Strainers

- Lint free
- Consistent mesh sizes for optimum filtration



* Waterborne compatible when using a plastic or disposable cup system.

Professional Spray Gun Cleaning Kit

Order No.
192212



Gauge Reference Chart

Gauge Model	Scale (PSI)	Thread Size	Diameter	Port Location
GA-313	0–15	1/8 NPT (M)	1 1/2"	Bottom
GA-355	0–30	1/8 NPT (M)	1 1/2"	Bottom
83-1355	0–100	1/4 NPT (M)	2 1/16"	Bottom
83-2727	0–100	1/4 NPT (M)	2 3/16"	Bottom
83-1290	0–150	1/4 NPT (M)	2 1/16"	Bottom
GA-338	0–160	1/8 NPT (M)	1 1/2"	Back
GA-288	0–160	1/4 NPT (M)	2"	Bottom
GA-316	0–160	1/4 NPT (M)	2"	Back
GA-375	0–160	1/4 NPT (M)	2"	Top (Inverted)
DGI-101	2.5–160	1/8 NPT (M)	1 1/4" x 1 3/4"	Back



Gun Wrenches

Gun Wrenches

Order No.	Model No.	Description
702740	702740	10mm and 14mm wrench, for use with TEKNA® spray guns
180008	WR-103	Contains all necessary sizes for use with all DeVilbiss guns and many other brands
900712	54-3918	For use with M1-G, M1-G Clear and Mach 1 HVLP spray guns
900431	5-476	For use with 2001 spray gun (not shown)
802531	SPN-5-K	For use with CVi (not shown)



Gravity Spray Gun Cup Lids



Gravity Gun Cup Lids

Order No.	Model No.	Description
190944	GFC-404-K2	Disposable Lid Kit for GFC-502 and 702576 gravity cups (Kit of 2)
190225	GFC-402	Lid Assembly Kit for GFC-501 gravity cup
900787	54-4251	Cup Cover Kit for Binks 54-4250 (Kit of 3)
900902	54-4539	4 oz. Cup Lid Assembly (Kit of 3)



Spray Gun Lube

Spray Gun Lube

Order No.	Model No.	Description
181001	SSL-10	Spray Gun Lube (Order qty.12)

- Contains no silicone or petroleum distillates
- Compatible with all paint materials
- 2 oz. bottle



Paint Strainers








Paint Strainers

Order No.	Model No.	Description	Pkg. Qty.
901441	81-82	White Fine Mesh – 145 (100 Micron)	5
901442	81-83	Blue Medium Mesh – 100 (149 Micron)	5
901443	81-84	Red Coarse Mesh – 80 (177 Micron)	5



Troubleshooting



Condition	Cause	Correction
Heavy top or bottom pattern 	Horn holes plugged. Obstruction on top or bottom of fluid nozzle. Cap and/or nozzle seat dirty.	Clean. Ream with non-metallic point. Clean. Clean.
Heavy right or left side pattern 	Left or right side horn holes plugged. Dirt on left or right side of fluid nozzle. Remedies for the top-heavy, bottom-heavy, right-heavy, and left-heavy patterns: 1. Determine if the obstruction is on the air cap or the fluid nozzle. Do this by making a test spray pattern. Then, rotate the cap one-half turn and spray another pattern. If defect is inverted, obstruction is on the air cap. Clean air cap as previously instructed. 2. If the defect is not inverted, it is on the fluid nozzle. Clean nozzle. Check for a fine burr on the edge of the fluid nozzle. Remove with #600 wet or dry sandpaper. 3. Check for dried paint just inside the cap center hole opening. Remove by cleaning.	Clean. Ream with non-metallic point. Clean.
Heavy center pattern 	Material flow exceeds air cap's capacity. Atomizing pressure too low. Material too thick.	Thin or lower fluid flow. Increase pressure. Thin to proper consistency.
Split spray pattern 	Fluid adjusting knob turned in too far. Insufficient material flow Atomization air pressure too high. Too much fan air.	Back out counter clockwise to achieve proper flow. Increase fluid pressure (pressure feed) Reduce air pressure. Turn fan adjust in to reduce.
Jerky or fluttering spray 	Loose or damaged fluid tip/seat.* Material level too low. Container tipped too far. Obstruction in fluid passage. Loose or broken fluid tube or fluid inlet nipple. Dry or loose needle packing nut.	Tighten or replace. Refill. Hold more upright. Clean. Tighten or replace. Lubricate or tighten.
Will not spray	No air pressure at gun. Needle adjusting screw not open enough.	Check air supply and air lines. Open needle adjusting screw.
Excessive overspray (spray mist)	Too much atomization air pressure. Gun too far from work surface. Improper stroking (arching, gun motion too fast).	Reduce pressure. Adjust to proper distance. Move at moderate pace, parallel to work surface.
Dry spray	Air pressure too high. Gun too far from work surface. Gun motion too fast. Gun out of adjustment.	Decrease air pressure. Adjust to proper distance. Slow down. Adjust.
Fluid leaking from packing nut	Packing nut loose. Packing worn or dry.	Tighten; do not bind needle. Replace or lubricate.
Fluid leaking or dripping from front of gun	Foreign matter in tip.* Packing nut too tight. Dry packing. Fluid tip or needle worn or damaged. Needle spring deformed or broken.	Clean. Adjust. Lubricate. Replace tip and needle with lapped set. Replace.
Runs and sags	Too much material flow. Material too thin. Gun tilted on an angle, or gun motion too slow.	Adjust gun or reduce fluid pressure. Mix properly or apply light coats. Hold gun at right angle to work and adapt to proper gun technique.
Thin, sandy coarse finish, drying before it flows out	Gun too far from surface. Too much air pressure. Improper thinner being used.	Check distance. Normally 6–8" (152–203 mm). Reduce air pressure and check spray pattern. Follow paint manufacturer's mixing instructions.
Thick, dimpled finish "orange peel" Too much material coarsely atomised.	Gun too close to surface. Air pressure too low or too much material. Improper thinner being used. Material not properly mixed. Surface rough, oily, dirty.	Check distance. Normally 6–8" (152–203 mm). Increase air pressure or reduce fluid flow. Follow paint manufacturer's mixing instructions. Follow paint manufacturer's mixing instructions. Properly clean and prepare.
Excessive fog	Too much or too-fast-drying thinner. Too much atomization air pressure.	Remix properly. Reduce pressure.
Unable to get round spray	Spreader valve not seating properly. Air cap retaining ring (nut) loose.	Clean or replace. Tighten.

*Most common problem.

AR-2013

Εξοπλισμός
Εξοπλισμός



DEVILBISS
AUTOMOTIVE REFINISHING



DEVILBISS

TEKNA

CAMAR
by DeVilbiss

FINISHLINE
by DeVilbiss

STARTINGLINE
by DeVilbiss